

BAY
2019 CATALOG





Since 1948, we've been upholding a tradition of excellence. Our innovative products introduced over the past 71 years have taken hold as industry standards. At Skeeter, our motivation to provide our customers with the best fishing experience on the water has never been higher. Our owners share a passion for their boats that connects them like a family.

Though we're proud of our records in customer satisfaction, we will never stop trying to improve on what we have accomplished. That philosophy is why we have invested time and resources into industry-driving designs like the Torque Transfer System and the React™ keel. Making a better boat is embedded in our DNA.

From our tried-and-true bass lineup, to our award winning deep-v models and newly restyled bay boats, every day our more than 300 employees demonstrate a commitment to performance and dependability. With a new plant dedicated to making SkeeterBuilt™ Trailers, we keep expanding to meet the needs of anglers.

Our lineup for 2019 continues to push the envelope with innovative new designs that offer the utmost in quality and performance. After 71 years, we believe that's what you expect from us. Whether your taste runs to the tournament trails, well-earned luxury, a day on the water skiing and fishing with your family, or a quiet morning when it's just you and the fish—Skeeter wants to provide you the ultimate experience each time you take to the water.

Sincerely,

Jeff Stone

Sr. Vice President/General Manager, Skeeter Products, Inc.

Our passion is BUILDING SUPERIOR FISHING BOATS.

Eat. Sleep. Fish.



1948 HOLMES THURMOND

In 1948, the first Skeeter Bass Boat, believed to be the first bass boat ever, was built by Holmes Thurmond in Shreveport, Louisiana. It was just over 13-feet long, made of molded marine plywood with a flat bottom and tumblehome side decks. Locals dubbed it the "Skeeter" because of its long, needle-shaped nose resembling a mosquito.

1961 STEMCO MARINE

In 1961, Ben Cook, co-founder of Stemco Corporation, acquired the patent rights of Skeeter and moved the Skeeter plant from Marshall to a bigger operation in Longview, Texas. During this period, fiberglass boats were built and stick steering was developed to control the longer 15-foot Super Skeeter and Skeeter Magnum Boats. The need for bigger boats, larger horsepower, and more control at high speeds began with a series of tri-hulls in the mid-'60s.

1983 COLEMAN

In 1983, the Coleman Company, famous for its camping equipment, purchased Skeeter, and the Fish 'n' Ski series was launched. Skeeter also introduced the first SX bass model. Despite an economic recession growing at the end of the decade, Skeeter's future remained bright with recognized hull designs that continued to lead the industry.

1990 FIRST DEEP-V BOAT

Skeeter developed a line of Deep-V boats with the most popular walleye model taking triple crown at Angler of the Year in all three major walleye professional tour circuits. Today, Skeeter continues its Deep-V tradition with its WX and MX Series.

1992 THE ZX SERIES AND FIRST BAY BOAT

In a quest for offering the ideal tournament bass boat, Skeeter unveiled the ZX Series in 1991. The innovative hull design provided a level of performance never seen before. Couple that with a super-wide casting deck, ample storage throughout, and full-length rod boxes. It is no wonder the ZX Series is our #1 selling line of boats in Skeeter history. That same year, Skeeter also launched the company's first saltwater-specific boats, the high-performance, center-console Bay Pro series. Today, Skeeter continues its Bay Boat tradition with its SX Saltwater Series.

1975 FIRST V-BOTTOM BOAT

Further growth in the early 1970s saw the expansion of operations to Skeeter's current plant site in Kilgore, Texas. A quantum leap in boating was made in 1975, when Skeeter developed the first V-bottom bass boat. This set a new standard in boating performance, as Skeeter was the first to introduce a 150-hp rated bass boat, which became popular on the then fledgling bass circuits. The race was on for high-speed performance, and Skeeter was clearly in the lead with its Wrangler line of boats.

1950s FIRST TO USE FIBERGLASS IN BOATS

The late 1950s saw the use of a new composition of materials for building boats as Skeeter became one of the first innovators to use fiberglass in its construction. Fiberglass made it possible for more sizes and styles of Skeeter boats to be quality produced in much larger numbers. Throughout the South, many are still in use today by avid Skeeter fishermen.

1996 YAMAHA

In February of 1996, Skeeter was proud to announce that all Skeeter boats would be factory packaged with Yamaha outboards, as a result of the acquisition of Skeeter Boats by Yamaha Boat Company, a subsidiary of Yamaha Motor Corporation. It was a proud moment in Skeeter's history, and teaming up with the most technologically advanced outboard engine company in the world brought new resources and many advancements to Skeeter.

2000s TORQUE TRANSFER SYSTEM

An all new Torque Transfer Transom was introduced in boat models for 2001, which set the industry precedent in modern construction. This revolutionary system is constructed of high-test, aircraft-grade structural aluminum and is bolted through the full-width, EX-Cel composite transom. It is designed to transfer the vertical torque and energy from the engine to the stringer system in the bottom of the boat, while providing lift along the entire keel of the boat.

2010 THE FX SERIES

Breaking barriers and building the dream of a bass boat all others are measured against led to the introduction of Skeeter's FX Series. This line-up of the FX20 and FX21 redefined the standard for the tournament angler, providing a competitive edge on the water.

2014 INTRODUCTION OF COLOR AND FEATURE PACKAGED BOATS

In 2014, Skeeter began offering high impact product packages with exclusive colors and features. These packages were aggressively priced, offering the buyer more bang for their buck with tools to maximize their fishing experience.

2017 **SKEETER BUILT™** TRAILERS

In 2017, Skeeter built a 43,000 square-foot facility in Kilgore, Texas, and began building trailers in-house. Our new Skeeter Built™ Trailers are fabricated with channel steel using a multi-step, quality-approach process and come with an exclusive limited lifetime warranty. Our digital wheel and axle alignment technology provide an added peace of mind.

2019





**"If you are going to make it,
make it the very best there is."**

— Genichi Kawakami
Yamaha Motor's first president.

From the beginnings of Yamaha Motor Corporation in 1953, the stage was set for success through a vision of innovation. Only a few years before that, Holmes Thurmond built what is believed to be the first bass boat, designed upon many of the very characteristics of today's bass boats – stability, shallow draft, room for tackle and gear and easy movement around the inside of the boat. His boat was dubbed a "Skeeter" because of its long, needle-shaped nose that resembled a mosquito. These two founders of fishing joined forces in 1996, when Yamaha Motor Corporation purchased Skeeter. Throughout the past 20 plus years, Skeeter has introduced the next generation of saltwater boats, and our SX Series is the best on the water. These boats have also served as the platform for Yamaha's four-stroke SHO engine technology – combining a powerhouse in boating and fishing. Along the way, Yamaha motors have been keeping the Skeeter bay boats ahead of the pack with unmatched performance and reliability.



The next generation in **OFFSHORE POWER** is here.

Yamaha V MAX SHO V6 Offshore Four Stroke

The power you need, with the reliability you demand. With Yamaha's legendary four stroke series, you can leave your anxiety at the dock. Yamaha outboards are designed to the last detail – engineered to give you the ultimate technology for performance, power, acceleration, fuel efficiency, and reliability.



THE FUTURE OF BAY BOAT POWER.

It's the first of its kind – a V-6 big-bore four stroke outboard for bay boats. And it's outperforming competition two strokes with:

- Up to 13% quicker hole shot
- Class-leading, 4.2 liter, big-bore displacement and power-to-weight ratio
- Next generation technology that's lighter than previous V6 two strokes and four strokes.


THAT'S JUST FOR STARTERS.

It's also delivering clean-burning power and a level of fuel efficiency anglers never thought they'd see out on the open water.

DESIGN and MANUFACTURING

Ingenuity and innovation
in engineering.

First, we call on science – It's an art. It's a science. Boaters and anglers ourselves, the team that builds each and every Skeeter boat is committed to innovation and engineering, with the highest level of quality. Our boats are engineered, designed, prototyped, and tested to the max. Want to see this first-hand? Call us to schedule a factory tour!



A AEROSPACE COMPOSITES

For some of the industry's strongest fiberglass hulls: the transom, stringers, and floor utilize aerospace derivatives known as EX-Cel composites, which provide outstanding strength and durability. Unlike our competitors, we only use foam for flotation and build the strength into our extra thick hull and deck sides using our unmatched fiberglass lamination process.



B TORQUE TRANSFER SYSTEM

This revolutionary system, exclusive to Skeeter, is constructed of high-test aircraft grade structural aluminum bolted through our full width, EX-Cel composite transom. It is designed to transfer the tremendous energy and stress developed by the thrust of today's high torque outboards to the bottom structure of the hull.

Only available on the SX240, SX230, and SX210.



C PROTECTING YOUR GEAR

We know you invest heavily in your gear, so we use a vacuum-infusion process with state-of-the-art materials on our hatches, latches and storage areas to keep your gear safe and dry. Specialty glass and resins combine with PVC cross-linked foam core to make hatches lightweight, insulated, and protected from the often harsh saltwater environment.



D CONSOLE FOR EVERYTHING

Our hand-lamination process using fiberglass and resin materials, along with Armorcoat Technology, makes our SX Series consoles tight like a safe. Each console features an insulated polyethylene baitwell, rod holders, stainless steel handrail, and rear door for easy access to batteries and wiring.

When it comes to
PERFORMANCE
we're overachievers!

Setting the standard and breaking the mold is how we roll. All our boats have a distinctive "V" shape that helps them move in and out of the water easier and faster. It also enables our boats to float in very shallow water and handle extremely well in rough water. Be sure to look at our entire line to find the model that matches up best with your style of fishing. When it comes to performance, our boats are **Engineered Like No Other.**



Get the **HULL** picture.

TO US, "SLIP," "SLIDE" AND "SKIP" are the worst kind of four-letter words. In tournament conditions or just cruising the bay, you never know when you'll need to turn on a dime. That's why Skeeter's control is legendary. We start with NMMA®, U.S. Coast Guard, and American Boat & Yacht Council standards, then go above and beyond to achieve the ultimate in performance and safety.

PERFORMANCE DESIGN

Our deep-V hull has a performance deadrise designed to cut through chop. This works with the unique primary and secondary reverse chines to keep you dry, and ensure a smooth ride.



FLOATS SHALLOW

Our inshore boats are designed to run shallow. Engineered with balance, your Skeeter will run where the fish are, but get you out when the tide changes.



FOUR SECONDS

With our unique design and the power of your Yamaha outboard, you'll be up on plane in a matter of four seconds.



SX240 / SX230

In this case, bigger is better. For near shore and offshore, our SX240 and SX230 provide more space and a larger hull – with the Yamaha power to match.



SX2250

Versatility redefined. With a deeper V-hull, higher gunwales, and optimal deck layout, the SX2250 is great for shallow waters, trolling, or rig fishing.



SX220 / SX210 / SX200

Made for inshore and shallows, these models provide smooth performance from standstill to top-end.

*BOATS SHOWN MAY INCLUDE DEALER INSTALLED OPTIONS NOT AVAILABLE FROM THE FACTORY.

RECORDS are meant to be BROKEN and we love breaking them.



For the 18th consecutive time, Skeeter has been recognized by the National Marine Manufacturers Association® (NMMA®) CSI program for "Excellence in Customer Satisfaction for Fiberglass Boats." The Marine Industry CSI Program honors companies that maintain a customer satisfaction rating of 90 percent or higher. Proof that our focus stays on you. What does this mean to you, our customer? It's a testament of our dedication to building the best quality product while providing excellent sales and service throughout your experience as a Skeeter boat owner. Your comments and suggestions enable Skeeter to provide continuous improvements, thereby enhancing your confidence that Skeeter and its dealers will remain your fishing partner for life.



All Skeeter boats have been certified by the National Marine Manufacturers Association®, and meet all United States Coast Guard and American Boat & Yacht Council requirements.

Our Warranty is Second to None



LIMITED LIFETIME WARRANTY

- Limited Lifetime Structural Warranty
- 10 Year Limited Transferable Structural Warranty
- 3 Year Limited Component Warranty

- Skeeter offers the original retail purchaser a Structural Warranty that covers any major structural defects in the material or workmanship, for the duration of the ownership.
- Unlike most companies, the **Structural Warranty may also be transferred to the second owner for a full 10 years from the first retail purchase date.**
- Skeeter also offers a Component Warranty to the first retail purchaser, where certain factory-installed parts are covered for up to three years from the date of purchase. The Component Warranty may not be transferred to a second owner and is subject to limitations outlined in the 2019 Skeeter Fiberglass Limited Warranty.

For complete details, terms and conditions,
visit: SkeeterBoats.com

Skeeter is proud to be a Yamaha company.



From Skeeter, our national and international dealers and distributors—

WE THANK YOU

for being a part of the Skeeter family.

THANK YOU · MERCI · DOMO ARIGATO

GRACIAS · DANKE



CSI AWARDS
DEALERS

INTERNATIONAL APPEAL—LOCAL ROOTS

With 137 dealers in 38 states and international dealers and distributors in Canada, Japan, Mexico and South Africa, you're never far from your local Skeeter representative. Where there's water, you'll likely find Skeeter nearby.



A white Skeeter SX Series boat is shown from a side profile, moving across a body of blue water. The boat has a sleek, modern design with a white hull and a dark interior. A motor is visible at the stern. The background is a vast expanse of blue water under a clear sky.

**WHATEVER'S OUT THERE,
THESE BOATS CAN HANDLE IT.**

SX SERIES

The right blend of performance and fishability.

Whether you're fishing inshore, offshore, or anywhere in-between, these boats let you do it in comfort and style. Smooth, reliable, and quiet, regardless of the conditions. This year's models boast a new look that'll help you stand out from the others.

SX240

SX230

SX2250

SX210

SX200

SX SERIES



BOATS SHOWN IN PHOTOGRAPHS MAY INCLUDE ADDITIONAL
FEATURES NOT INCLUDED IN THE AVAILABLE LIST OF OPTIONS.

SX240

SPECIFICATIONS

LENGTH ON TRAILER	32' 2"	BOAT LENGTH	24' 1"	INTERIOR DEPTH	18"
LENGTH ON TRAILER W/MOTOR IN TOWING POSITION & SWING-AWAY TONGUE FOLDED	29' 5"	BEAM	101"	DRAFT	15"
WIDTH ON TRAILER	102"	ENGINE SHAFT LENGTH	25"	STD. BOAT WEIGHT	2,925 LBS.
		MAX. HEIGHT ON TRAILER W/ CONSOLE RAIL UP	103"	MAX. HORSEPOWER	300



MORE ROOM FOR ONE REASON—TO CATCH MORE FISH.

The star of our bay boat lineup, this year we've made a few refinements and added some new features. With everything right at your fingertips and even better on big water, this is absolutely the boat you want.

CAPACITIES



MAX. WEIGHT	1,910 LBS.
MAX. PERSONS	8/1,096 LBS.
FUEL CAPACITY	75 GALS.

SX240

STANDARD FEATURES

- Anchor Storage Area**
- Insulated Starboard Front Fish Box:** Fill it up with ice and keep your catch fresh for dinner.
- Center Console Command Center:** Flush mounted Yamaha multi-function gauges, membrane switch panel, Seastar Solutions® tilt hydraulic steering, black acrylic plate, drink holder and eight vertical rod holders.
- Deluxe Leaning Post With Vertical Rod Holders:** Enjoy dual flip-up bolster seating with integrated hinges and folding arm rests. Carry up to nine rods with the pro-series rod holders.
- Wet Floor Storage:** Ideal for holding your cast net or boat bumpers.
- Extra-Large Insulated Livewell/Baitwell Control System:** 40-gal stern livewell and 14-gal console baitwell featuring independent fill, recirculating and drain modes with pump timer.
- Two-Color, Bolstered, Full-Flex Sport Seating:** Style and comfort you want and the long-lasting durability you need.

SX240



BOATS SHOWN IN PHOTOGRAPHS MAY INCLUDE ADDITIONAL FEATURES NOT INCLUDED IN THE AVAILABLE LIST OF OPTIONS.

FOR BOAT OPTIONS VISIT PAGES 22 AND 23.

FOR CUSTOM COLOR SWATCHES AND COLOR DESIGN GUIDE, SEE PAGES 24 AND 27.

SX230

SPECIFICATIONS

LENGTH ON TRAILER	31' 5"	BOAT LENGTH	23' 6"	INTERIOR DEPTH	18.5"
LENGTH ON TRAILER W/MOTOR IN TOWING POSITION & SWING-AWAY TONGUE FOLDED	28' 6"	BEAM	98"	DRAFT	10"
WIDTH ON TRAILER	102"	ENGINE SHAFT LENGTH	25"	STD. BOAT WEIGHT	2,875 LBS.
		MAX. HEIGHT ON TRAILER W/ CONSOLE RAIL UP	104.5"	MAX. HORSEPOWER	250




WIDE HULL, MORE COMFORT, BIGGER WATER.

Rugged and durable, with a smooth ride and lots of room to fish. Large and easy-to-access baitwells will come in handy on a boat with this many fish-catching features.

CAPACITIES

MAX. WEIGHT	1,910 LBS.
MAX. PERSONS	8/1,096 LBS.
FUEL CAPACITY	59 GALS.



SX230

STANDARD FEATURES

- 1. Anchor Storage Area:** Tuck your anchor away securely on the bow inside a convenient chamber.
- 2. Rear Jump Seats:** Convenient rear jump seats, with secure latches and under-seat storage, feature premium matching upholstery. Fold down the backs to expand the rear casting deck or fold up for passenger seating.
- 3. Premium Upholstery:** Built for comfort and built to last. Our upholstery vinyls are sourced in the USA, resist abrasion, UV and mildew, and are even fire retardant.
- 4. Center Console Command Center:** Flush mounted Yamaha multi-function gauges, membrane switch panel, Seastar Solutions® hydraulic steering, black acrylic plate, drink holder and eight vertical rod holders.
- 5. Deluxe Leaning Post With Vertical Rod Holders:** Enjoy dual flip-up bolster seating with integrated hinges and folding arm rests. Carry up to nine rods with the pro-series rod holders.
- 6. Rear Storage Compartments:** Two water tight lockers located in the stern keep gear dry and safe.



BOATS SHOWN IN PHOTOGRAPHS MAY INCLUDE ADDITIONAL FEATURES NOT INCLUDED IN THE AVAILABLE LIST OF OPTIONS.

FOR BOAT OPTIONS VISIT PAGES 22 AND 23.

FOR CUSTOM COLOR SWATCHES AND COLOR DESIGN GUIDE, SEE PAGES 24 AND 27.

SX 2250

SPECIFICATIONS

LENGTH ON TRAILER	29' 5"	BOAT LENGTH	22' 6"	INTERIOR DEPTH	21"
LENGTH ON TRAILER W/MOTOR IN TOWING POSITION & SWING-AWAY TONGUE FOLDED	26' 8"	BEAM	101"	DRAFT	12"
WIDTH ON TRAILER	102"	ENGINE SHAFT LENGTH	25"	STD. BOAT WEIGHT	2,775 LBS.
		MAX. HEIGHT ON TRAILER W/ CONSOLE RAIL UP	108"	MAX. HORSEPOWER	250



TOURNAMENT CAPABLE, FAMILY COMFORTABLE.

The floor plan and features make it the perfect bay boat. But it seamlessly doubles as a family boat for those days when you just want to cruise across the water with the folks you love. Who says you can't have both?

CAPACITIES



MAX. WEIGHT	1,910 LBS.
MAX. PERSONS	8/1,096 LBS.
FUEL CAPACITY	53 GALS.

SX2250

SX2250

STANDARD FEATURES

- Abundant Bow Storage:** You will appreciate the port rod locker, insulated starboard fish box/gear storage, along with two deep, water-tight storage compartments in the center.
- Deluxe Leaning Post With Vertical Rod Holders:** Enjoy dual flip-up bolster seating with integrated hinges and folding arm rests. Carry up to nine rods with the pro-series rod holders. Shown with optional T-Top.
- Insulated Livewell/Baitwell Control System:** 30-gal stern livewell and 14-gal console baitwell featuring independent fill, recirculating and drain modes with pump timer.
- Two-Color, Bolstered, Full-Flex Sport Seating:** Style and comfort you want and the long-lasting durability you need.
- Console Electrical Access:** Convenient console front storage compartment provides easy service access to console electronics and fuse panel.
- Rear Storage Compartments:** Two water tight lockers located in the stern keep gear dry and safe.



BOATS SHOWN IN PHOTOGRAPHS MAY INCLUDE ADDITIONAL FEATURES NOT INCLUDED IN THE AVAILABLE LIST OF OPTIONS.

FOR BOAT OPTIONS VISIT PAGES 22 AND 23.

FOR CUSTOM COLOR SWATCHES AND COLOR DESIGN GUIDE, SEE PAGES 24 AND 27.

SX210

SPECIFICATIONS

LENGTH ON TRAILER	29' 5"	BOAT LENGTH	21' 6"	INTERIOR DEPTH	18.5"
LENGTH ON TRAILER W/MOTOR IN TOWING POSITION & SWING-AWAY TONGUE FOLDED	26' 7"	BEAM	98"	DRAFT	10"
WIDTH ON TRAILER	102"	ENGINE SHAFT LENGTH	25"	STD. BOAT WEIGHT	2,300 LBS.
		MAX. HEIGHT ON TRAILER W/ CONSOLE RAIL UP	104.5"	MAX. HORSEPOWER	200



WHERE PRICE POINT MEETS FISHING FUNCTION.

This one leaves the showroom floor with standard features many would consider upgrades. A truly great inshore boat that can get you across the bay smoothly and safely. Without breaking the bank doing it.

CAPACITIES


MAX. WEIGHT	1,750 LBS.
MAX. PERSONS	6/878 LBS.
FUEL CAPACITY	46 GALS.



SX210

STANDARD FEATURES

- Insulated Livewell/Baitwell Control System:** 22-gal stern livewell and 14-gal console baitwell featuring independent fill, recirculating and drain modes with pump timer.
- Anchor Storage Area:** Tuck your anchor away securely on the bow inside a convenient chamber.
- Wet Floor Storage:** Ideal for holding your cast net or boat bumpers.
- Center Console Command Center:** Quality Yamaha multi-function gauges, Seastar Solutions® hydraulic steering, drinks holder, and removable windshield with additional driver's storage.
- Leaning Post with Vertical Rod Holders:** Carry up to six rods with the leaning post vertical rod holders, and conveniently store your personal and tackle items in the underseat storage.
- Vertical Rod Holders:** A combined total of fourteen on the leaning post and center console for secure stowing and quick access.



BOATS SHOWN IN PHOTOGRAPHS MAY INCLUDE ADDITIONAL FEATURES NOT INCLUDED IN THE AVAILABLE LIST OF OPTIONS.

FOR BOAT OPTIONS VISIT PAGES 22 AND 23.

FOR CUSTOM COLOR SWATCHES AND COLOR DESIGN GUIDE, SEE PAGES 24 AND 27.

SX 200

SPECIFICATIONS

LENGTH ON TRAILER	27' 1"	BOAT LENGTH	19' 8"	INTERIOR DEPTH	17"
LENGTH ON TRAILER W/MOTOR IN TOWING POSITION & SWING-AWAY TONGUE FOLDED	24' 5"	BEAM	98"	DRAFT	10"
		ENGINE SHAFT LENGTH	20"	STD. BOAT WEIGHT	1,900 LBS.
WIDTH ON TRAILER	102"	MAX. HEIGHT ON TRAILER W/ CONSOLE RAIL UP	94"	MAX. HORSEPOWER	150



SKEETER ENGINEERING AT AN AFFORDABLE PRICE.

Sneak in and out of the water with ease, then maneuver confidently in tight situations while you're out there. Great for your fishing. Great for your family. This may become your new best friend.

CAPACITIES



MAX. WEIGHT	1,392 LBS.
MAX. PERSONS	5/737 LBS.
FUEL CAPACITY	42 GALS.

SX200

SX200

STANDARD FEATURES

- Extra-Large Insulated Livewell/Baitwell Control System:** 34-gal stern livewell and 14-gal console baitwell featuring independent fill, recirculating and drain modes with pump timer.
- Lockable Gunwale Rod Storage**
- Polished Leaning Post with Vertical Rod Holders:** Carry up to five rods with the leaning post vertical rod holders, and conveniently store your items in the underseat storage.
- Ergonomically Designed Helm:** Includes center-mounted wheel, easier access to electronics and storage, Seastar Solutions® hydraulic steering and eight chrome rod holders.
- Anchor Storage Area:** Tuck your anchor away securely on the bow inside a convenient chamber.
- Drop-in Storage Bins:** Use the drop-in bins for easy dry storage underneath jump seats.
- Fuel Tank Component Access:** Provides easy access in the floor to fuel lines for maintenance.



BOATS SHOWN IN PHOTOGRAPHS MAY INCLUDE ADDITIONAL FEATURES NOT INCLUDED IN THE AVAILABLE LIST OF OPTIONS.

FOR BOAT OPTIONS VISIT PAGES 22 AND 23.

FOR CUSTOM COLOR SWATCHES AND COLOR DESIGN GUIDE, SEE PAGES 24 AND 27.

COCKPIT

	SX240	SX230	SX2250	SX210	SX200
Center Console Command Center w/ Instrumentation	S	S	S	S	S
Yamaha Multi-function Gauges	S	S	S	S	NA
Yamaha Analog Gauges	NA	NA	NA	NA	S
Removable Windshield	S	S	S	S	S
Cup holders	S	S	S	S	S
Courtesy Lights	S	S	S	S	S
Console Cushion w/ Backrest	S	S	S	S	S
Rear Jump Seats	S	S	S	S	S
Lean Post Baitwell w/Coastal White Hardware (40 Gal.) (Exchange)	0	0	NA	NA	NA
Comfort Console (Exchange)	0	0	0	NA	NA
Folding Console Rail (Coastal)	0	0	0	0	NA

LEAN POSTS

Polished Leaning Post	NA	NA	NA	NA	S
Coastal White Leaning Post	NA	NA	NA	NA	0
Removable Lean-Post Back Rest Polished (SX200)	NA	NA	NA	NA	0
Removable Lean-Post Back Rest Coastal White (SX200)	NA	NA	NA	NA	0
Coastal White Leaning Post w/Fixed Back-Rest	0	0	0	S	NA
Deluxe Coastal White Leaning Post w/Fixed Back-Rest & Bolster Seating	S	S	S	NA	NA

T-TOPS

Omni Deluxe Coastal White	0	0	0	0	NA
Omni Tower Coastal White	0	NA	0	NA	NA
Omni Deluxe Coastal White (Comfort Console)	0	0	0	NA	NA
Omni Tower Coastal White (Comfort Console)	0	NA	0	NA	NA
Omni Economy Coastal White	0	0	0	0	NA
Omni Stand-Thru Coastal White	0	0	0	NA	NA

STAINLESS SEAT BASES

Stainless Seat Bases	0 (2)	0 (2)	0 (2)	0 (3)	0 (2)
Bike Seat w/ Power Pro Pole (ea)	0	0	0	0	0
Fishing Seat w/ 13" Pedestal (ea)	0	0	0	0	0

FRONT DECK CUSHIONS

Front Deck Cushions	0	0	0	0	NA
Front Deck Removable Backrests	NA	NA	0	NA	NA
Removable Rear Deck Backrest and Cushion	0	NA	0	NA	NA
Blank Console Coastal (loose items; 2 of the 4 grab rails or folding rail if selected)	0	0	0	0	NA
Blank Console Stainless (loose items; 2 of the 4 grab rails or folding rail if selected)	0	0	0	0	NA

STANDARDS AND OPTIONS

HUMMINBIRD® ELECTRONICS (Shipped loose)

	SX240	SX230	SX2250	SX210	SX200
Helix® 12 CHIRP MEGA SI GPS G2N w/ temp (Dash)	0	0	0	0	0
Helix® 9 CHIRP GPS G2N w/ temp (Dash)	0	0	0	0	0

HUMMINBIRD® ACCESSORIES

Humminbird® Network Cable (Installed Dash to Bow)	0	0	0	0	0
Helix® MEGA Side-Imaging Pre-wire - In-Hull Transducer, SI Transducer, Network Box, Network Cable (Installed)	0	0	0	0	0
Solix® MEGA Side-Imaging Pre-wire - In-Hull Transducer, SI Transducer, Network Box, Network Cable (Installed)	0	0	0	0	0
Helix® 2D Rear to Dash (Each Installed)	0	0	0	0	0
Solix® 2D Rear to Dash (Each Installed)	0	0	0	0	0

SIMRAD® ELECTRONICS (Shipped loose)

NSS12 EVO3 GPS WIFI SS w/ temp (Dash)	0	0	0	0	0
NSS9 EVO3 GPS WIFI SS w/ temp (Dash)	0	0	0	0	0

SIMRAD® ACCESSORIES

Network Cable (Installed Dash to Bow)	0	0	0	0	0
Touch Structure Scan Pre-wire (In-Hull Transducer, SS Transducer & Network Cable)	0	0	0	0	0
2D Transducer Rear to Dash (Each Installed)	0	0	0	0	0

POWER & PERFORMANCE

12" Manual Jack Plate	S	NA	NA	NA	NA
8" Setback Plate	NA	S	S	S	S
8" Hydraulic Jack Plate w/gauge	NA	0	0	0	NA
12" Hydraulic Jack Plate w/ gauge	0	NA	NA	NA	NA
Torque Transfer System	S	S	NA	S	NA
Compass (shipped loose)	0	0	0	0	0

AUDIO DEVICE AND SPEAKERS

Bluetooth® Audio Device w/ Speakers (4)	0	0	0	0	0
Fusion® Audio Device w/ Speakers (4) (Not readable on HB Helix®)	0	0	0	0	0
Vertical Rod Holders	S (17)	S (17)	S (17)	S (14)	S (13)
Gunwale Mounted Vertical Rod Holders (installed pair) (NA w/handrail opt.)	0	0	0	0	0
Vertical Rod Holders (shipped loose pair)	0	0	0	0	0
Self Bailing Cockpit	S	S	S	S	S
Rear Livewell/Baitwell w/ Fill & Recirculating Pumps w/Timer	S (40 Gal)	S (22 Gal)	S (30 Gal)	S (22 Gal)	0 (34 Gal)
Insulated Starboard Front Fish Box	S	S	S	S	NA
Console Baitwell w/ Fill & Recirculating Pumps/Timer	S (14 Gal)	S (14 Gal)	S (14 Gal)	S (14 Gal)	S (14 Gal)
Raw Water Wash-Down System	0	0	0	0	0

STAINLESS STEEL PROPS

SS Prop 15.25X19 SWSII	0	NA	0	NA	NA
SS Prop 15X20 SWSII	0	0	0	NA	NA
SS Prop 14.5X23 SS PRO	NA	NA	0	NA	NA
SS Prop 14.25X18 RELIANCE	NA	0	0	0	NA
SS Prop 14.25X17 RELIANCE	NA	NA	0	NA	NA
SS Prop 13.75X19 RELIANCE	NA	NA	NA	NA	0
SS Prop 13.25X18 SS 4BLADE	NA	NA	NA	NA	0

SEASTAR SOLUTIONS® STEERING

Seastar Solutions® Hydraulic Steering	NA	S	NA	S	S
Seastar Solutions® Tilt Hydraulic Steering	S	0	S	0	0

STANDARDS AND OPTIONS

SX S/O

POWER & PERFORMANCE Cont.

	SX240	SX230	SX2250	SX210	SX200
Electronic Binnacle Control for XCA Engines	0	NA	NA	NA	NA
1 Battery Tray (loose) & Engine Cable Extensions Under Console	S	S	S	S	S
Minn Kota® 15 Amp x 3-Bank Battery Charger (Installed at Factory)	0	0	0	0	0
Minn Kota® 15 Amp x 4-Bank Battery Charger (Installed at Factory)	0	0	0	0	NA
SHALLOW WATER ANCHORS (STARBOARD INSTALLED)					
8' Blade Power-Pole (Black)	0	0	0	0	0
8' Blade Power-Pole (White)	0	0	0	0	0
8' Blade Power-Pole (Hypnotic Teal)	0	0	0	0	NA
8' Blade Power-Pole (Slate)	0	0	0	0	NA
10' Blade Power-Pole (White)	0	0	0	0	NA
10' Blade Power-Pole (Black)	0	0	0	0	NA
UNDER WATER LIGHT (2 AT REAR)					
Under Water Light (2 blue at rear)	0	0	0	0	NA
Under Water Light (2 green at rear)	0	0	0	0	NA
Trim Tabs	0	0	0	0	0
Comfort Console Accessory Switch Panel	0	0	0	NA	NA
Console Accessory Switch Panel	0	0	0	0	NA
MINN KOTA® TROLL MOTOR					
24V					
RT_Terrova® 80/IP-54" _BT (includes 2 add. Batt. Trays installed, & removable mount)	NA	0	NA	0	0
36V					
RT_Terrova® 112/IP-60" _Bluetooth® (includes 3 add. Batt. Trays installed, & removable mount)	0	0	0	0	NA
RT_Ulterra® 112/IP-60" _Bluetooth® (includes 3 add. Batt. Trays installed, & removable mount)	0	0	0	0	NA
Do not install TM	0	0	0	0	0
CONSTRUCTION & SAFETY					
1100 GPH Bilge Pump w/ Float Switch	S	S	S	S	S
SKEETER Transom Washer	NA	NA	S	NA	NA
6" Stainless Cleats	S (7)	S (5)	S (5)	S (5)	S (5)
Mid-Ship Cleats	NA	NA	0	NA	NA
Coastal White Rub-Rail w/ Stainless Insert	S	S	S	S	S
Black Rub-Rail w/ Stainless Insert	0	0	0	0	0
Anchor Storage Box	S	S	S	S	S
Front Deck Storage Area	S	S	S	S	S
Horizontal Rod Storage (port)	S	S	S	S	NA
Opt Rod Tubes (starboard)	0	0	0	0	NA
Side Wall Locking Rod Storage (Port)	NA	0	NA	0	S
Side Wall Locking Rod Storage (Starboard)	NA	0	NA	0	S
Built-In Fuel System	S (75 Gal)	S (59 Gal)	S (53 Gal)	S (46 Gal)	S (42 Gal)
Retractable Boarding Ladder	S	S	S	S	S
Boarding Ladder (N/A w/ trim tabs) (exchange for ret. ladder)	NA	0	NA	0	0
Swim Platform Coastal White	0	NA	0	NA	NA
Fiberglass Swim Platform (Coastal White)	0	NA	0	NA	NA

TRAILERS

	SX240	SX230	SX2250	SX210	SX200
Skeeter-Built Aluminum Trailer w/ Single Torsion Axle, 15" Galvanized Wheels, Dual Disc Brakes, Aluminum Fenders, Spare Tire, Swing-Tongue, Backup Lights, Fulton Single Speed Winch & Jack Stand (4200 GVWR)	NA	NA	NA	NA	0
Tandem Axle Upgrade	NA	NA	NA	NA	0
Skeeter-Built Aluminum Trailer w/ Tandem Torsion Axles, 14" Galvanized Wheels, Dual Disc Brakes, Aluminum Fenders, Spare Tire, Swing-Tongue, Backup Lights Fulton Two Speed Winch & Jack Stand	0	0	0	0	0
Winch Post Ladder	0	0	0	0	0
A1411 Silver Aluminum Wheel Exchange (ea tandem axle)	0	0	0	0	0
A1411 Black Aluminum Wheel Exchange (ea tandem axle)	0	0	0	0	0
Type 03 15" Aluminum Wheel Exchange (ea single axle)	NA	NA	NA	NA	0

PACKAGES

SX2250 Family Package	NA	NA	0	NA	NA
Bow Handrails (Installed)	NA	NA	S w/pkg	NA	NA
Front Deck Cushions	NA	NA	S w/pkg	NA	NA
Front Deck Removable Backrests	NA	NA	S w/pkg	NA	NA
Removable Rear Deck Backrest and Cushion (SX2250)	NA	NA	S w/pkg	NA	NA
Fiberglass Swim Platform (Coastal White)	NA	NA	S w/pkg	NA	NA



S—Standard 0—Optional NA—Not Available

COLOR DESIGN GUIDE

Whether it's the colors of your favorite college or professional sports team, the color of your pick-up truck or simply the boat bling to impress, Skeeter offers a wide range of options. Sea Foam Green? Got it. Sunshine Yellow? Check. How about Impulse Blue? Done. From the hull to the deck. From the seats to the stripes. Select **"Build My Skeeter"** at SkeeterBoats.com and build your next fishing machine.

BUILD MY SKEETER


Create the boat of your dreams today by visiting SkeeterBoats.com.



GEL-COAT



VINYL



Engineered to be **THE ULTIMATE BAY BOAT.**

COLOR GUIDE
BAY LINEUP

Inshore or offshore. Skeeter's SX Series has a model that's perfect for your family, your team and the way you fish. Visit SkeeterBoats.com to find a dealer near you and schedule a demo ride.



SX240

BOAT LENGTH 24'1"

PASSENGERS 8

*TOW WEIGHT 4,804 lbs.



SX230

BOAT LENGTH 23'6"

PASSENGERS 8

*TOW WEIGHT 4,747 lbs.



SX2250

BOAT LENGTH 22'6"

PASSENGERS 8

*TOW WEIGHT 4,654 lbs.



SX210

BOAT LENGTH 21'6"

PASSENGERS 6

*TOW WEIGHT 3,885 lbs.



SX200

BOAT LENGTH 19'8"

PASSENGERS 5

*TOW WEIGHT 3,137 lbs.

*TOWING WEIGHT IS CALCULATED WITHOUT GEAR AND FUEL AND IS AN APPROXIMATION ONLY.

WWW.SKEETERBOATS.COM

SX FEATURES AND OPTIONS.

1. Comfort Console: Extra storage, access to the batteries, accommodates a changing area, and makes for a great day of fishing with the whole family. Includes a thirty-five quart Engel® cooler in front for additional seating. *Optional exchange on SX240, SX230 and SX2250.*



Portable toilet not included.

2. Deluxe Lean Post with Fixed Back-Rest and Bolstered Seating: Dual flip-up bolster seating includes integrated hinges, folding arm rests, flip-up foot rest, pro-series rod holders and grab handles. Includes an 80-qt. Engel® cooler. *Standard on the SX240, SX230 and SX2250.*



3. Lean Post Baitwell: 40-gallon baitwell with Skeeter plumbing is secured to the deck behind the lean post. Circular tank geometry and transparent gasketed lid helps keep your bait alive and fresh for an entire day of fishing. *Optional exchange on SX240 and SX230.*



BE BOLD AND SMOOTH. It's all about presence.

For 2019 models, Skeeter is introducing a new contemporary hull style on our SX240, SX230, SX2250 and SX210 bay boats featuring a smooth-sided hull with a strong single gel color. It makes quite an impact when you see it on the water—or the trailer. To enhance the bold look even more, we've also updated our logo emblems making them larger and moving them just below the rub rail at the stern. Visit your nearest Skeeter dealer to schedule a demo ride and see how good it feels to be bold and smooth.



4. Optional T-Top: SX2250 shown below with Omni Deluxe Coastal White T-Top with six rod holders.

Deluxe T-Top:

- 6 Rod Holders
- Double Ring Top
- 2 Rear Spreader Lights
- 1 Front Spreader Light
- 1 LED Anchor Light
- 2 Grab Handles
- Electronics Box w/ 4 LED Courtesy Lights
- Life Jacket Net Stow

Stand-Thru Top:

- 6 Rod Holders
- Double Ring Top
- 2 Rear Spreader Lights
- 1 Front Spreader Light
- 1 LED Anchor Light
- 2 Grab Handles
- Life Jacket Net Stow
- Upper Station w/ Lean Seat and Backrest
- 2 Rod Holders on Backrest
- 2 Front Shotgun Rod Holders on Helm Box Sides
- Custom Helm Box w/ Wire Runs

Full Tower:

- 1 Rear LED Spreader Light
- 1 Anchor Light
- Grab Handles
- Rear Shade with 6 Rod Holders
- Lean Seat w/ Backrest
- 2 Rod Holders on Backrest
- Custom Helm Box w/ Wire Runs
- 2 Front Shotgun Rod Holders on Helm Box Sides
- 2 LED Courtesy Lights in Tower Floor
- Rubber Insert Steps - Both Sides

Economy T-Top:

- 4 Rod Holders
- Single Ring Top
- 1 Front Spreader Light
- 1 Rear Spreader Light
- 1 LED Anchor Light
- 2 Grab Handles

5. 80-Qt Engel® Deep Blue Performance Cooler: The number one rated cooler in the country. Roto-molded of seamless polyethylene, it features a full two inches of dense polyurethane foam for 8-10 days of cold-keeping capability. Air tight freezer gaskets and flush-mounted marine grade latches with stainless steel hardware seal the lid. Add to that a pitched, self-draining bottom and large non-skid, non-marking feet, molded hand grips with rope handles and it really is everything an ice chest could be. *Standard on all SX models.*



Images shown above are courtesy of Engel. ©COPYRIGHT 2018-2019 Engel. All Rights Reserved.

SKEETER BUILT™
PERFORMANCE TRAILERS

6. Optional Bay Boat Trailer: Made with Galvanized aluminum to withstand the rigors of saltwater and come back for more. SkeeterBuilt™ bay boat trailers feature independent tandem torsion axles with brakes on each axle, Fulton® wench, sealed LEDs, reinforced bunks and crossbars, step-side fenders, swing-away tongue with non-skid tongue step and more.



UPHOLSTERY AND COLORS

SX FEATURES COLOR GUIDE

Our premium quality upholstery vinyls offer superior abrasion resistance, UV resistance for up to 1,000 hrs, mildew resistance, are fire retardant and can withstand cold cracking to -10°F. We also use premium quality thread which outlasts cotton/polyester threads, is resistant to rot and decay and is guaranteed to last the lifetime of the upholstery.

SEAT ELEMENTS:

P	PRIMARY UPHOLSTERY
A-1	ACCENT 1
A-2	PIPING



COLORS DETAILED ABOVE
ARE FROM RUNNING SHOTS

SX240: PAGE 12
SX230: PAGE 14
SX2250: PAGE 16
SX210: PAGE 18
SX200: PAGE 20

	BOAT	DECK	HULL	HULL PRO STRIPE	RUN SURFACE	CONSOLE BOTTOM	PRIMARY UPHOLSTERY	ACCENT
COLORS	SX240	Coastal White Gel	Slate	Slate	Coastal White	Slate	Blue Grey Silvertex	Pewter Microhex
	SX230	Coastal White Gel	Silver Spur	Hypnotic Teal	Black	Hypnotic Teal	Silver Spur Microhex	Pewter Microhex
	SX2250	Coastal White Gel	Grey Matter	Coastal White	Black	Coastal White	Pewter Weave	Silver Spur
	SX210	Coastal White Gel	Sea Foam Green	Grey Matter	Coastal White	Coastal White	Pewter Microhex	Silver Spur
	SX200	Coastal White Gel	Cobalt Gel	N/A	Black	Cobalt	Silver Spur Microhex	Cobalt Weave



ARE YOU
ON BOARD?

WIN UP TO
\$3,000
IN 2019!

Join the SKEETER FAMILY.

Our Real Money program sets the industry standard as a customer loyalty program – growing each year, and paying out hundreds of thousands of dollars in cash through hundreds of sanctioned tournaments at the local and state levels. Your boat is your ticket for the opportunity to win – and win big. Register for Real Money today!

What better way to spend time on the water with family or friends, connect with other Skeeter owners in your area and have the opportunity to win up to \$3,000 fishing in a sanctioned Real Money tournament? Dozens of chances to fish local tournaments could be just a short drive away. Don't miss out! Register today. Real Money Program dates are from January 1 through December 31, 2019.

The Next Level In Customer Rewards That Really Pays

\$3,000

FISH AND WIN a Contingency Paying Event using your 2019 Skeeter Boat powered by a 225 horsepower Yamaha engine or larger and you will be eligible for \$3,000 for a win.

\$1,000

FISH AND WIN a Contingency Paying Event using your 2019 Skeeter boat powered by a 200 horsepower Yamaha engine or a 2018 Skeeter boat powered by a 225 horsepower Yamaha engine or larger and you will be eligible for \$1,000 for a win.

\$500

FISH AND WIN a Contingency Paying Event using your Skeeter boat powered by Yamaha and you will be eligible for \$500 for a win.

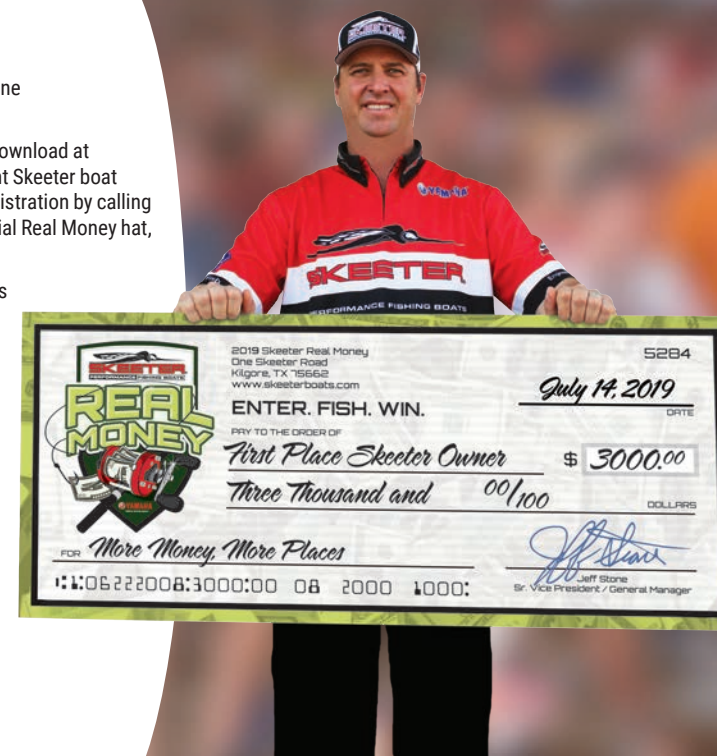
HOW IT WORKS

1. **BUY** a Skeeter boat. Purchase any new or used Skeeter boat powered by a Yamaha engine from a dealer or private party.
2. **REGISTER.** Visit your local, authorized Skeeter dealer to obtain a registration form, or download at SkeeterBoats.com. **You must register each year to be eligible.** If you acquire a different Skeeter boat after you are registered, please contact Skeeter to change the serial number to your registration by calling (903) 983-5657. A \$30 registration fee per angler includes a membership card, an Official Real Money hat, Real Money boat decal, Skeeter truck decal, and patch.
3. **FISH & WIN** in a contingency-sanctioned paying event. A list of sanctioned tournaments and payouts are posted on our website. A schedule of sanctioned tournament dates is compiled in late winter, and updated periodically on our website. Schedules are subject to change without notice. Have a tournament trail you would like sanctioned? Contact your local Authorized Skeeter Dealer.
4. **GET PAID.** Payments will be made once Skeeter receives and approves "official" tournament results from you and all Rules and Conditions for applicable year have been met. To be eligible for incentive, you must register prior to participating in a contingency-sanctioned paying event.

Enter. Fish. Win.



Please visit our website at SkeeterBoats.com/Real-Money to register online, view complete details, terms and conditions, or see the most current list and schedule of sanctioned tournaments.



APPAREL

Tell the world you love the good life.

Our full line of Skeeter apparel, headwear and gear for men, women and children is great looking and durable, just like everything with the Skeeter name. To see our full selection shop online at **SkeeterBoats.com**. Got a question? Please call **(989) 577-5029** or send an email to **orders@skeeterapparel.com**.



REAL MONEY
APPAREL/PROS



SKEETER PROS SX SERIES

The first choice for captains.

From professional anglers to guides, Skeeter is the first choice for those addicted to fishing. Captain Blair Wiggins, host of TV's Addictive Fishing® loves the performance, reliability, versatility, and fishability of his Skeeter Boat – complete with Yamaha power. Tune in and watch Captain Blair and Skeeter – no fish are safe with this on the water combo.

CONNECT WITH SKEETER ONLINE FOR PRODUCTS, VIDEOS, SPECS AND MORE.



www.facebook.com/skeeterteam



www.instagram.com/skeeter_boats



www.twitter.com/SkeeterTeam



www.youtube.com/skeeterteam

[WWW.SKEETERBOATS.COM](https://www.skeeterboats.com)

BAY 2019 CATALOG



SKEETER
PERFORMANCE FISHING BOATS

SKEETER PRODUCTS, INC.
ONE SKEETER ROAD
KILGORE, TX 75662
(903) 984-0541
SKEETERBOATS.COM

FX, ZX and SL are trademarks of Skeeter Products, Inc. This document contains many of Skeeter's valuable trademarks. It may also contain trademarks belonging to other companies. Any references to other companies or their products are for identification purposes only, and are not intended to be an endorsement. © 2019 Skeeter Products, Inc. All rights reserved. Skeeter is pleased to participate in the Discover Boating® program which helps introduce people to the boating lifestyle and to help them find the boat that is right for them. Remember to observe all applicable boating laws. Never drink and drive. Dress properly with a USCG approved flotation device and protective gear. Visit DiscoverBoating.com to learn more. Due to Skeeter's ongoing commitment to product improvement, we reserve the right to change without notice, equipment, materials, or specifications.

NMMA

ABYC
Setting Standards for Safer Boating

 **YAMAHA**
YAMAHA MOTOR GROUP

SKEETER IS PROUD TO BE
A YAMAHA COMPANY.