



BASS
2019 CATALOG





Since 1948, we've been upholding a tradition of excellence. Our innovative products introduced over the past 71 years have taken hold as industry standards. At Skeeter, our motivation to provide our customers with the best fishing experience on the water has never been higher. Our owners share a passion for their boats that connects them like a family.

Though we're proud of our records in customer satisfaction, we will never stop trying to improve on what we have accomplished. That philosophy is why we have invested time and resources into industry-driving designs like the Torque Transfer System and the React™ keel. Making a better boat is embedded in our DNA.

From our tried-and-true bass lineup, to our award winning deep-v models and newly restyled bay boats, every day our more than 300 employees demonstrate a commitment to performance and dependability. With a new plant dedicated to making SkeeterBuilt™ Trailers, we keep expanding to meet the needs of anglers.

Our lineup for 2019 continues to push the envelope with innovative new designs that offer the utmost in quality and performance. After 71 years, we believe that's what you expect from us. Whether your taste runs to the tournament trails, well-earned luxury, a day on the water skiing and fishing with your family, or a quiet morning when it's just you and the fish—Skeeter wants to provide you the ultimate experience each time you take to the water.

Sincerely,

Jeff Stone

Sr. Vice President/General Manager, Skeeter Products, Inc.

Our passion is BUILDING SUPERIOR FISHING BOATS.

Eat. Sleep. Fish.



1948 HOLMES THURMOND

In 1948, the first Skeeter Bass Boat, believed to be the first bass boat ever, was built by Holmes Thurmond in Shreveport, Louisiana. It was just over 13-feet long, made of molded marine plywood with a flat bottom and tumblehome side decks. Locals dubbed it the "Skeeter" because of its long, needle-shaped nose resembling a mosquito.

1961 STEMCO MARINE

In 1961, Ben Cook, co-founder of Stemco Corporation, acquired the patent rights of Skeeter and moved the Skeeter plant from Marshall to a bigger operation in Longview, Texas. During this period, fiberglass boats were built and stick steering was developed to control the longer 15-foot Super Skeeter and Skeeter Magnum Boats. The need for bigger boats, larger horsepower, and more control at high speeds began with a series of tri-hulls in the mid-'60s.

1983 COLEMAN

In 1983, the Coleman Company, famous for its camping equipment, purchased Skeeter, and the Fish 'n' Ski series was launched. Skeeter also introduced the first SX bass model. Despite an economic recession growing at the end of the decade, Skeeter's future remained bright with recognized hull designs that continued to lead the industry.

1990 FIRST DEEP-V BOAT

Skeeter developed a line of Deep-V boats with the most popular walleye model taking triple crown at Angler of the Year in all three major walleye professional tour circuits. Today, Skeeter continues its Deep-V tradition with its WX and MX Series.

1992 THE ZX SERIES AND FIRST BAY BOAT

In a quest for offering the ideal tournament bass boat, Skeeter unveiled the ZX Series in 1991. The innovative hull design provided a level of performance never seen before. Couple that with a super-wide casting deck, ample storage throughout, and full-length rod boxes. It is no wonder the ZX Series is our #1 selling line of boats in Skeeter history. That same year, Skeeter also launched the company's first saltwater-specific boats, the high-performance, center-console Bay Pro series. Today, Skeeter continues its Bay Boat tradition with its SX Saltwater Series.

1975 FIRST V-BOTTOM BOAT

Further growth in the early 1970s saw the expansion of operations to Skeeter's current plant site in Kilgore, Texas. A quantum leap in boating was made in 1975, when Skeeter developed the first V-bottom bass boat. This set a new standard in boating performance, as Skeeter was the first to introduce a 150-hp rated bass boat, which became popular on the then fledgling bass circuits. The race was on for high-speed performance, and Skeeter was clearly in the lead with its Wrangler line of boats.

1950s FIRST TO USE FIBERGLASS IN BOATS

The late 1950s saw the use of a new composition of materials for building boats as Skeeter became one of the first innovators to use fiberglass in its construction. Fiberglass made it possible for more sizes and styles of Skeeter boats to be quality produced in much larger numbers. Throughout the South, many are still in use today by avid Skeeter fishermen.

1996 YAMAHA

In February of 1996, Skeeter was proud to announce that all Skeeter boats would be factory packaged with Yamaha outboards, as a result of the acquisition of Skeeter Boats by Yamaha Boat Company, a subsidiary of Yamaha Motor Corporation. It was a proud moment in Skeeter's history, and teaming up with the most technologically advanced outboard engine company in the world brought new resources and many advancements to Skeeter.

2000s TORQUE TRANSFER SYSTEM

An all new Torque Transfer Transom was introduced in boat models for 2001, which set the industry precedent in modern construction. This revolutionary system is constructed of high-test, aircraft-grade structural aluminum and is bolted through the full-width, EX-Cel composite transom. It is designed to transfer the vertical torque and energy from the engine to the stringer system in the bottom of the boat, while providing lift along the entire keel of the boat.

2010 THE FX SERIES

Breaking barriers and building the dream of a bass boat all others are measured against led to the introduction of Skeeter's FX Series. This line-up of the FX20 and FX21 redefined the standard for the tournament angler, providing a competitive edge on the water.

2014 INTRODUCTION OF COLOR AND FEATURE PACKAGED BOATS

In 2014, Skeeter began offering high impact product packages with exclusive colors and features. These packages were aggressively priced, offering the buyer more bang for their buck with tools to maximize their fishing experience.

2017 **SKEETER BUILT™** TRAILERS

In 2017, Skeeter built a 43,000 square-foot facility in Kilgore, Texas, and began building trailers in-house. Our new Skeeter Built™ Trailers are fabricated with channel steel using a multi-step, quality-approach process and come with an exclusive limited lifetime warranty. Our digital wheel and axle alignment technology provide an added peace of mind.

2019



SKEETER **BUILT**™ PERFORMANCE TRAILERS



As we strive for continuous improvement across the board, Skeeter is now building all of our trailers at a new 43,000 square-foot facility in Kilgore, Texas. Skeeter Built™ Trailers come with an **exclusive limited lifetime warranty**. Each trailer is fabricated and welded using a multi-step, quality-approach process, which includes washing and prepping for painting, priming, Tuff Coat application and pin striping. While your Skeeter boat provides a smooth ride on the water, our Skeeter Built™ Trailers with torsion spring axles offer a smooth ride on the road. Our brake system, composite fenders (FX Series), and Vault wheel hubs are built for function and style. Brakes on all axles provide additional safety and control when towing your boat. Our digital wheel and axle alignment technology gives you an added peace of mind. This vertical integration also gives us more flexibility, more customization, and more innovation!




LED LIGHTS
 Style matches function with bright LED lights sealed to lock out the elements and protect your bulbs and wiring from exposure while underwater.



TONGUE STEP
 Step up with ease thanks to our convenient non-slip tongue step for a dry launch.



INDEPENDENT TORSION AXLES
 Each trailer wheel features a sealed, independent suspension for a smooth ride with much less maintenance than traditional leaf spring systems.



SWING-AWAY TONGUE
 For added convenience, our swing-away tongue snaps back for tighter storage and increased safety.

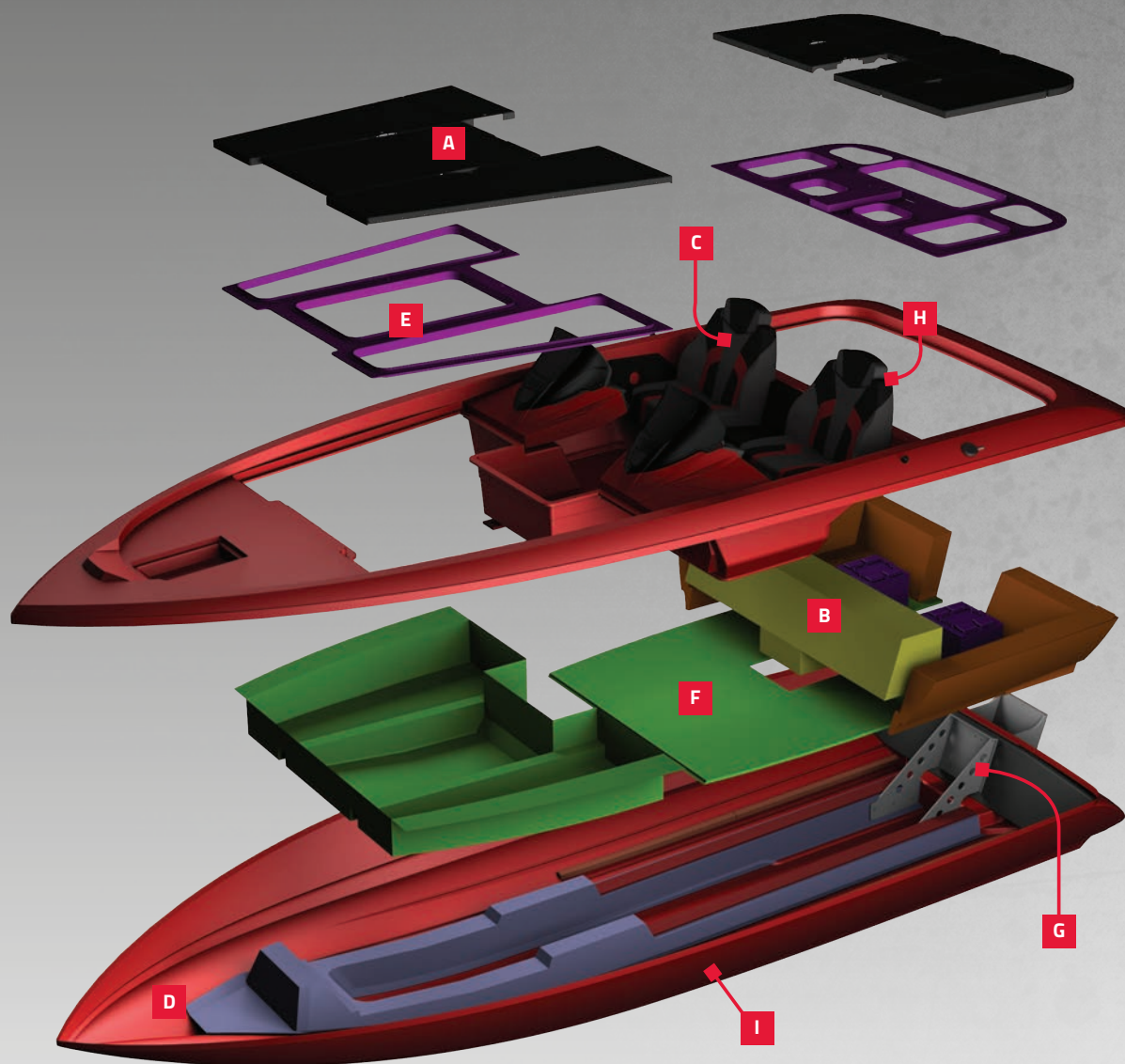


DIGITAL WHEEL ALIGNMENT
 Every Skeeter Built™ Trailer is built to an exacting alignment standard to maximize tire life and towing efficiency and minimize tow vehicle tire wear and drive-line loads.



EURO-STEP COMPOSITE FENDERS
 Add distinct style to your ride with fenders that complement the color of your FX and FXLE boats.

Constant INNOVATION to push what's POSSIBLE.



A ALUMINUM DECK LIDS

There's no comparison between fiberglass and aluminum deck lids. Our aluminum lids are durable and will not crack or warp over time.

B SINGLE GAS TANK

All of our models now come with a single fuel tank mounted in the back of our boats for weight distribution and better handling on straight runs and tight turns.

C FULL FLEX BOLSTERED SEATING

Our full flex bolstered seating comes with a suspension ride for a more comfortable ride. We also offer Syntec® and Spradling® premium exterior grade leather touch marine vinyl.

D STRONG EX-CEL COMPOSITE HULLS

For some of the industry's strongest fiberglass hulls: the transom, stringers and floor utilize aerospace derivatives known as EX-Cel composites, which provide outstanding strength and durability. Unlike our competitors, we only use foam for flotation and build the strength into our extra thick hull and deck sides using our unmatched fiberglass lamination process.

E ALUMINUM DECK GRID SYSTEM

Aluminum structure provides superior support and strength, with lids that close tightly and lock securely. This system eliminates gel coat cracking around the storage compartments and will not flex, bend or squeak.

F COMPOSITE ONE-PIECE FLOOR

The floor of a Skeeter is composed of a PVC cross-linked foam, sandwiched between layers of fiberglass and vacuum-infused with resin. This process provides unparalleled strength without the added weight of unwanted resin or foam.

G TORQUE TRANSFER SYSTEM

This revolutionary system, exclusive to Skeeter, is constructed of high-test aircraft grade structural aluminum bolted through our full width, EX-Cel composite transom. It is designed to transfer the tremendous energy and stress developed by the thrust of today's high torque outboards to the bottom structure of the hull.

H DURABLE UPHOLSTERY AND STITCHING

Our premium quality upholstery vinyls offer superior abrasion resistance, UV resistance for up to 1,000 hrs, mildew resistance, are fire retardant, and can withstand cold cracking to -10°F. We also use premium quality Gore® Tenara® thread which will outlast cotton/polyester threads, is resistant to rot and decay and is guaranteed to last the lifetime of the upholstery.

I QUALITY FINISHES THAT LAST

Our poly-flake finishes are applied using an exclusive "dry flake" system. Spraying the flake behind the clear-coat gives a lustrous, durable finish that resists migration through the clear gel top coat. Additionally, our extra-tough Armorcoat® gel coats are considered the best in the industry against weathering and blistering.

TRAILERS DESIGN

Over 20 Years with **YAMAHA**

**"If you are going to make it,
make it the very best there is."**

– Genichi Kawakami, *Yamaha Motor's first president.*

From the beginnings of Yamaha Motor Corporation in 1953, the stage was set for success through a vision of innovation. Only a few years before that, Holmes Thurmond built the first bass boat, designed upon many of the very characteristics of today's bass boats – stability, shallow draft, room for tackle and gear and easy movement around the inside of the boat. His boat was dubbed a "Skeeter," because of its long, needle-shaped nose that resembled a mosquito. These two joined forces in 1996, when Yamaha Motor Corporation purchased Skeeter. Throughout the past 20 + years, Skeeter has introduced the next generation of bass boats, including the FX and ZX Series. These boats have also served as the platform for Yamaha's four-stroke SHO engine technology – combining a powerhouse in boating and fishing. Along the way

Yamaha motors have been keeping the Skeeter bass boat ahead of the pack with unmatched performance and reliability.



Relentlessly **ENGINEERED** for performance and **CONTROL.**

HULL DESIGN

Skeeter has forever led the way in producing the most advanced boats money can buy. Our dedication to performance has set the bar year after year. We have always sourced the best engineers, whose forward thinking designs have made us who we are today. The longest running bass boat company in the world. Period. We started it, we led it, and now we are ready to take you to a whole new level of engineering.

- A Strakes:** Angled cuts along the chines provide lift and act as a rail, deflecting water as they smooth the ride and eliminate chine walking.
- B Primary Reverse Chines:** These concave sections deliver control and comfort, even in the roughest conditions by deflecting large volumes of water down and away from the driver and passengers.
- C Secondary Reverse Chines:** Adding another layer, the secondary reverse chines deflect any additional water passing over the running surface.
- D Running Surface:** The aggressive area of the hull combines the center pad and the inner strakes to give Skeeter the smoothest, driest ride in the industry.
- E Center Pad:** The heart of the running surface where width, angle and height are precisely engineered to deliver the best combination of speed, handling and load-carrying capability.

CONSTANT CURVATURE PRINCIPLE

A distinguishing design feature of the Skeeter hull is the constant curvature of the boat from bow to stern. With the widest point just forward of the console, every Skeeter boat has a high buoyancy coefficient. This prevents the bow from dropping down in large waves thus ensuring a soft, dry ride. This also allows for a larger front casting deck and oversized storage. With the deck gunwale designed to intersect the hull at three angles, increased strength and rigidity prevent damage caused by dock or timber impact.

- F Turning Chines:** These important performance features limit the amount of heel the boat will experience during mid to high speed turns to keep you in control.
- G Water Flow Foil (Setback):** Allows water flowing under the boat to quickly rise and cover the prop while a minimal amount of hull remains in the water, reducing drag.
- H Sponsons:** Water flowing up from the setback pushes the sponsons up and gets the boat quickly on plane. At rest, they act as pontoons that allow you to walk from side to side without rocking the boat.



Uniquely **DESIGNED** for **STRENGTH AND RELIABILITY.**



Yamaha POWER

YAMAHA
ENGINEERING

For those ready for a whole new game. For years, tournament anglers championed the two stroke, sacrificing fuel economy and power for performance. That is until Yamaha unleashed the world's first 4.2L Super High Output four stroke outboard. The four stroke V MAX SHO® offers all the advantages of a two stroke in a clean burning, fuel efficient four stroke. The Yamaha-Skeeter combination provides the level of performance that anglers have always wanted.

Lightest Weight in Class

34 pounds lighter, with no lighter equivalent-horsepower production V6 bass outboard out there, including two strokes.

Acceleration and Top Speed

Advanced sensor technology allows maximum safe ignition timing, outperforming popular two stroke models for hole shot and top speed.

Better Cooler/ Straighter Tracking

Our design provides straighter tracking, increased cooling capacity, and efficiency.

Powerful Charging

With 46 amps of total alternator power at 1,000 rpm and a full 50 amps from 2,500-6,000 rpm, V MAX SHO® outboards offer the kind of charging power needed for today's on-board electronics.

Innovation drives us to build the ultimate fishing machine for you. Our world-class team of designers and engineers strive for perfection. With input from our dealers, customers and staff of professional anglers, our pursuit is on-going to maximize your fishing experience! Skeeter boats are **ENGINEERED LIKE NO OTHER™**. Here are some really good reasons why:

NO CHINE WALKING

Skeeter was the first in the industry to develop the sponson hull capability concept and the V-hull pad design. Our boats are fast and nimble, but we never sacrifice safety. Our boats are built to give you maximum control, even in the harshest conditions.

STABILITY

Whether on plane, idling or trolling along through your favorite fishing hole, our sponson and wide hull design provides the stability you expect. As a result, Skeeter has been recognized for "Excellence in Customer Satisfaction for Fiberglass Bass Boat" by CSI for the 18th consecutive time!

WIDTH MATTERS

Our patented design, featuring a Deep-V hull along with primary and secondary reverse chines, keeps your ride smooth and dry. As the widest point of the hull is its middle, we take precision handling even further, locking the hull to the water with bite.

FASTER HOLE SHOT

With over 70 years of hull design experience, Skeeter has mastered the hole shot. Our patented sponsons push the right amount of water to the prop, providing the perfect amount of lift, while reducing drag.

TESTED & APPROVED

From our lab to the plant floor, from the trailer to the water, our boats are exposed to rigorous research, development and testing. Your Skeeter boat will always meet or exceed stringent internal and industry certifications.

MANEUVERABILITY

As part of NMMA® industry standards, all Skeeter models are put through the maneuverability test. By accelerating the boat to its maximum speed, and then turning 180 degrees with no change in settings, the boat passes the test by completing a 90 degree change in direction without the driver losing confidence in his or her ability to maintain control.



 **YAMAHA**
YAMAHA MOTOR GROUP

RECORDS are meant to be BROKEN and we love breaking them.



For the 18th consecutive time, Skeeter has been recognized by the National Marine Manufacturers Association® (NMMA®) CSI program for “Excellence in Customer Satisfaction for Fiberglass Boats.” The Marine Industry CSI Program honors companies that maintain a customer satisfaction rating of 90 percent or higher. Proof that our focus stays on you. What does this mean to you, our customer? It’s a testament of our dedication to building the best quality product while providing excellent sales and service throughout your experience as a Skeeter boat owner. Your comments and suggestions enable Skeeter to provide continuous improvements, thereby enhancing your confidence that Skeeter and its dealers will remain your fishing partner for life.

**Our Warranty
is Second to None**



**LIMITED
LIFETIME
WARRANTY**

- Limited Lifetime Structural Warranty
 - 10 Year Limited Transferable Structural Warranty
 - 3 Year Limited Component Warranty
- Skeeter offers the original retail purchaser a Structural Warranty that covers any major structural defects in the material or workmanship, for the duration of the ownership.
 - Unlike most companies, the **Structural Warranty may also be transferred to the second owner for a full 10 years from the first retail purchase date.**
 - Skeeter also offers a Component Warranty to the first retail purchaser, where certain factory-installed parts are covered for up to three years from the date of purchase. The Component Warranty may not be transferred to a second owner and is subject to limitations outlined in the 2019 Skeeter Fiberglass Limited Warranty.

For complete details, terms and conditions,
visit: SkeeterBoats.com



All Skeeter boats have been certified by the National Marine Manufacturers Association®, and meet all United States Coast Guard and American Boat & Yacht Council requirements.



From Skeeter, our national and international dealers and distributors—

WE THANK YOU

for being a part of the Skeeter family.

THANK YOU · MERCI · DOMO ARIGATO

GRACIAS · DANKE



INTERNATIONAL APPEAL—LOCAL ROOTS

With 137 dealers in 38 states and international dealers and distributors in Canada, Japan, Mexico and South Africa, you're never far from your local Skeeter representative. Where there's water, you'll likely find Skeeter nearby.



**WHEN IT COMES TO BASS BOATS,
THERE'S GOOD, BETTER, AND FX.**

FX SERIES

Because you deserve the best there is.

Everything you've been wanting in a boat is right here. Nothing but top of the line, standard equipment, and out the door for less than you'd think. No one puts more into engineering, design, performance, or fishability than us, so no one will get more out of this boat than you.

FX21APEX

FX20APEX

FX21LE

FX20LE

FX21

FX20

FX SERIES



BOATS SHOWN IN PHOTOGRAPHS MAY INCLUDE ADDITIONAL
FEATURES NOT INCLUDED IN THE AVAILABLE LIST OF OPTIONS.

APEX *FX* EDITION

FX-21

FX-20

SPECIFICATIONS

	FX21 APEX	FX20 APEX		FX21 APEX	FX20 APEX		FX21 APEX	FX20 APEX
LENGTH ON TRAILER	27' 8"	26' 1"	BOAT LENGTH	20' 11"	20' 1"	INTERIOR DEPTH	20"	20"
LENGTH ON TRAILER W/MOTOR IN TOWING POSITION & SWING-AWAY TONGUE FOLDED	25' 2"	23' 6"	BEAM	95"	95"	DRAFT	16"	16"
WIDTH ON TRAILER	101"	101"	ENGINE SHAFT LENGTH	20"	20"	STD. BOAT WEIGHT	2,175 LBS.	2,075 LBS.
			MAX. HEIGHT ON TRAILER W/PP	90"	90"	MAX. HORSEPOWER	250	250



HOW DO YOU IMPROVE YOUR TOP OF THE LINE BOAT? THE FX APEX.

We've put in the work to create a rig that'll have you competing at the highest level. With standard equipment, the other guys call optional, and a unique, automotive-style paint scheme, we've taken this boat to the next level.

CAPACITIES	FX21 APEX	FX20 APEX
MAX. WEIGHT	1,530 LBS.	1,530 LBS.
MAX. PERSONS	5/700 LBS.	5/700 LBS.
FUEL CAPACITY	48 GALS.	48 GALS.



FX21 APEX
FX20 APEX

FX21APEX FX20APEX

STANDARD FEATURES

- 1. **Color Matched "Brushed" Vinyl in Upholstery:** Modern, full-flex, bolstered seating offers maximum support and premium style in rough water or extreme weather conditions.
- 2. **Minn Kota® Ultrex® iPilot® Link 112 Trolling Motor:** Recessed pedal and Ultrex® 36V trolling motor with 45" shaft and 112 lbs. of thrust for quick maneuvering —linked to Humminbird® Solix® Electronics
- 3. **Euro-Step Composite Fenders:** Flex your style with step-up fenders that complement the color of your boat and a distinctive FX Apex badge.
- 4. **High Intensity LED Red Deck Lighting:** Helpful illumination and a stylish look that's sure to turn heads.
- 5. **Atlas® 12" Hydraulic Jack Plate:** Increased bite for your prop means better speed, handling and fuel economy.
- 6. **Shallow Water Anchor:** Two color-matched 8' Power-Pole® Blade™ shallow water anchors hold your boat steady to keep you on the fish.

BOATS SHOWN IN PHOTOGRAPHS
MAY INCLUDE ADDITIONAL FEATURES
NOT INCLUDED IN THE AVAILABLE
LIST OF OPTIONS.

FOR BOAT OPTIONS AND COLORS,
VISIT PAGE 36 AND 41.



SPECIFICATIONS

LENGTH ON TRAILER	27' 8"	BOAT LENGTH	20' 11"	INTERIOR DEPTH	20"
LENGTH ON TRAILER W/MOTOR IN TOWING POSITION & SWING-AWAY TONGUE FOLDED	25' 2"	BEAM	95"	DRAFT	16"
WIDTH ON TRAILER	101"	ENGINE SHAFT LENGTH	20"	STD. BOAT WEIGHT	2,175 LBS.
		MAX. HEIGHT ON TRAILER W/PP	90"	MAX. HORSEPOWER	250



BEAUTY AND A BEAST.

Fishermen can't get enough of this boat. Cutting edge style, world-class performance, and a choice of five contemporary color packages that'll turn every head on the water.

CAPACITIES

MAX. WEIGHT	1,530 LBS.
MAX. PERSONS	5/700 LBS.
FUEL CAPACITY	48 GALS.



FX21LE

STANDARD FEATURES

- Skeeter Built™ FX Touring Trailer:** Features a Fulton® F2™ 1600-lb. capacity winch with corrosion resistant frame and two-position handle.
- Minn Kota® Ultrex® 112 iPilot® Link Trolling Motor:** Recessed pedal for comfort and Ultrex® 36V trolling motor with 45" shaft and 112 lbs. of thrust.
- Deck Rod Storage Lockers:** Padded gel-coat lockers with LED lighting provide ample storage for rods and tackle.
- Ice Chest under Center Bench Seat:** 37-qt insulated ice chest with molded cup holders and skid-resistant step lid.
- Exclusive Humminbird® Electronics:** Gimbal-mounted Solix® 12 CHIRP MEGA SI GPS w/ temp & Networking (Dash) and Solix® 10 CHIRP MEGA SI Capability GPS w/ temp & Networking (Bow)
- Euro-Step Composite Fenders:** Flex your style with step-up fenders that complement your boat.

BOATS SHOWN IN PHOTOGRAPHS MAY INCLUDE ADDITIONAL FEATURES NOT INCLUDED IN THE AVAILABLE LIST OF OPTIONS.

FOR BOAT OPTIONS AND COLORS, VISIT PAGE 36 AND 41.



SPECIFICATIONS

LENGTH ON TRAILER	26' 1"	BOAT LENGTH	20' 1"	INTERIOR DEPTH	20"
LENGTH ON TRAILER W/MOTOR IN TOWING POSITION & SWING-AWAY TONGUE FOLDED	23' 6"	BEAM	95"	DRAFT	16"
WIDTH ON TRAILER	101"	ENGINE SHAFT LENGTH	20"	STD. BOAT WEIGHT	2,075 LBS.
		MAX. HEIGHT ON TRAILER W/PP	90"	MAX. HORSEPOWER	250



THE ULTIMATE 20-FOOT BASS BOAT.

A little lighter, a little faster and all the power and dominance of a 21-foot model. At 20 feet long, this boat will be easier to maneuver in tight places, whether an inlet or your garage.

CAPACITIES

MAX. WEIGHT	1,530 LBS.
MAX. PERSONS	5/700 LBS.
FUEL CAPACITY	48 GALS.



FX20LE

STANDARD FEATURES

- Skeeter Built™ FX Touring Trailer**
- Minn Kota® Ultrex® 112 Trolling Motor:** Recessed pedal for comfort and Ultrex® 36V trolling motor with 45" shaft and 112 lbs. of thrust for quick maneuvering.
- Exclusive Humminbird® Solix® Electronics:** Gimbal-mounted Solix® 12 CHIRP MEGA SI GPS w/ temp & Networking (Dash) and Solix® 10 CHIRP MEGA SI Capability GPS w/ temp & Networking (Bow)
- Center Deck Tackle Storage Locker:** Padded gel-coat lockers with LED lighting provide ample storage for a dozen standard-sized utility boxes, rods, and a holding net secured to the lid.
- Comfort Seating with 37-quart Center Step Cooler**
Full-flex, bolstered, 4 color, package matched sport seating with custom logos for style and durability.
- Color Matching:** Turn some heads with color matched Power-Pole® Blade™ shallow water anchors, console pin stripe, interior deck, seating and FXLE custom decals.



FX20LE



BOATS SHOWN IN PHOTOGRAPHS MAY INCLUDE ADDITIONAL FEATURES NOT INCLUDED IN THE AVAILABLE LIST OF OPTIONS.

FOR BOAT OPTIONS AND COLORS, VISIT PAGE 36 AND 41.



SPECIFICATIONS

LENGTH ON TRAILER	27' 8"	BOAT LENGTH	20' 11"	INTERIOR DEPTH	20"
LENGTH ON TRAILER W/MOTOR IN TOWING POSITION & SWING-AWAY TONGUE FOLDED	25' 2"	BEAM	95"	DRAFT	16"
WIDTH ON TRAILER	101"	ENGINE SHAFT LENGTH	20"	STD. BOAT WEIGHT	2,175 LBS.
		MAX. HEIGHT ON TRAILER W/PP	90"	MAX. HORSEPOWER	250



YOU CHOOSE. WE BUILD. YOU WIN.

This is designed to be the industry's highest performing bass boat. Which is a nice way of saying it's designed to win you tournaments. Plus, you can customize almost everything about it, so it's the ultimate reflection of your style.

CAPACITIES

MAX. WEIGHT	1,530 LBS.
MAX. PERSONS	5/700 LBS.
FUEL CAPACITY	48 GALS.



FX21

STANDARD FEATURES

- Skeeter Built™ FX Touring Trailer:** Tuff coat, channel frame, Euro Step Fenders, tandem torsion axles with brakes on both axles, tongue step and 14" black aluminum wheels.
- Gas Assisted Lifts:** Standard on Day Box, Front & Rear Storage, Rod Boxes, & Bilge Access Door.
- Minn Kota® Fortrex® 112 Trolling Motor:** Recessed pedal and Fortrex® 36V trolling motor with 45" shaft and 112 lbs. of thrust for quick maneuvering.
- Custom Color Comfort Seating with 37-quart Center Step Cooler:** Sport seating for a style all your own.
- Euro-Step Composite Fenders:** Flex your style with custom step-up fenders that complement the custom colors of your boat design.
- ProRule™ Corrosion-Resistant Measuring Board with Skeeter Logo:** 100% aircraft aluminum, black powder coated, anodized and accurate to 5/1,000ths of an inch.

BOATS SHOWN IN PHOTOGRAPHS MAY INCLUDE ADDITIONAL FEATURES NOT INCLUDED IN THE AVAILABLE LIST OF OPTIONS.

FOR BOAT OPTIONS AND COLORS, VISIT PAGE 37 AND 41.

FOR CUSTOM COLOR SWATCHES AND COLOR DESIGN GUIDE, SEE PAGE 45.

FX21



SPECIFICATIONS

LENGTH ON TRAILER	26' 1"	BOAT LENGTH	20' 1"	INTERIOR DEPTH	20"
LENGTH ON TRAILER W/MOTOR IN TOWING POSITION & SWING-AWAY TONGUE FOLDED	23' 6"	BEAM	95"	DRAFT	16"
		ENGINE SHAFT LENGTH	20"	STD. BOAT WEIGHT	2,075 LBS.
WIDTH ON TRAILER	101"	MAX. HEIGHT ON TRAILER W/PP	90"	MAX. HORSEPOWER	250



MAKE YOUR BOAT YOUR BOAT.

You've got your gear set up just the way you like. Do the same with your boat. Get the color you want, the options you want, and the upgrades that suit your style. That's the recipe for years of fishing perfection.

CAPACITIES

MAX. WEIGHT	1,530 LBS.
MAX. PERSONS	5/700 LBS.
FUEL CAPACITY	48 GALS.



FX20

STANDARD FEATURES

- 1. Exclusive Humminbird® Solix® Electronics:** Gimbal-mounted Solix® 10 CHIRP MEGA SI Capability GPS w/ temp & Networking (Bow) and Solix® 12 CHIRP MEGA SI GPS w/ temp & Networking (Dash).
- 2. Cockpit Command Center:** Digital gauges, analog push button switch panel, tilt hydraulic steering, Hot Foot™ throttle with slide and SeaStar Solutions® Pro Trim.
- 3. Minn Kota® Fortrex® 112/US2-45" Trolling Motor:** Recessed pedal and Fortrex® 36V trolling motor with 45" shaft and 112 lbs. of thrust for quick maneuvering and Digital Maximizer™ for up to 5 times longer run time.
- 4. Skeeter FX Non-Slip Tongue Step:** Step up with ease.
- 5. Center Deck Tackle Storage Locker:** Ample storage for a dozen standard-sized utility boxes, rods, and a holding net secured to the lid.
- 6. 36-Gallon Livewell System:** With independent fill, recirculating/drain modes, with timer and pump out.

BOATS SHOWN IN PHOTOGRAPHS MAY INCLUDE ADDITIONAL FEATURES NOT INCLUDED IN THE AVAILABLE LIST OF OPTIONS.

FOR BOAT OPTIONS AND COLORS, VISIT PAGE 37 AND 41.

FOR CUSTOM COLOR SWATCHES AND COLOR DESIGN GUIDE, SEE PAGE 45.

FX20



ARE YOU READY TO MAKE HISTORY?

ZX SERIES

These boats are built to win. Same as you.

Every competitor's looking for an edge. The ZX Series gives you a big one. From the deck layout to the smart storage capabilities, it's efficient to its core. In this rig, you're ready to hit the tournaments and win big.

ZX250

ZX225

ZX200

ZX190

ZX SERIES



BOATS SHOWN IN PHOTOGRAPHS MAY INCLUDE ADDITIONAL
FEATURES NOT INCLUDED IN THE AVAILABLE LIST OF OPTIONS.



SPECIFICATIONS

LENGTH ON TRAILER	27' 8"	BOAT LENGTH	20' 11"	INTERIOR DEPTH	20"
LENGTH ON TRAILER W/MOTOR IN TOWING POSITION & SWING-AWAY TONGUE FOLDED	25' 2"	BEAM	95"	DRAFT	16"
WIDTH ON TRAILER	101"	ENGINE SHAFT LENGTH	20"	STD. BOAT WEIGHT	2,175 LBS.
		MAX. HEIGHT ON TRAILER W/PP	90"	MAX. HORSEPOWER	250



FIGHT THE FISH. NOT YOUR TEAMMATE.

Team Advantage layout, padded front deck, dual center lockers with mega rod tubes. We gave it every feature you'll need when the clock's ticking down and you know there are still some fish to catch.



CAPACITIES

MAX. WEIGHT	1,530 LBS.
MAX. PERSONS	5/700 LBS.
FUEL CAPACITY	44 GALS.

ZX250

STANDARD FEATURES

- Cockpit Command Center:** Racing style steering wheel flanked by multi-functional gauges with aluminum trim plates. Classic rocker switch panel, tilt hydraulic steering, Hot Foot™ and SeaStar Solutions® Pro Trim.
- Exclusive Humminbird® Helix® Electronics:** Gimbal-mounted Helix® 12 CHIRP MEGA SI GPS G2N w/ temp (Dash) and Helix® 9 CHIRP GPS G2N w/ temp (Bow).
- 4-Color, Full-Flex, Bolstered Seating:** Built for comfort and built to last. Our upholstery vinyls are sourced in USA, resist abrasion, UV and mildew, and are even fire retardant.
- Skeeter Built™ Trailer:** Tuff coat, channel frame, steel fenders, tandem torsion axles and dual disc brakes.
- Team Advantage Deck Layout:** Twin center rod and tackle storage featuring Mega Rod Tubes, dual day boxes, and tackle storage built into the outside boxes for nine Plano® 3700 boxes that come with the boat.
- Passenger Cup Holder and Rod Rack:** Molded aluminum drink holder and rod rack with dedicated Rod Staze® strap.



BOATS SHOWN IN PHOTOGRAPHS MAY INCLUDE ADDITIONAL FEATURES NOT INCLUDED IN THE AVAILABLE LIST OF OPTIONS.

FOR BOAT OPTIONS AND COLORS, VISIT PAGE 38 AND 42.



SPECIFICATIONS

LENGTH ON TRAILER	26' 1"	BOAT LENGTH	19' 11"	INTERIOR DEPTH	20"
LENGTH ON TRAILER W/MOTOR IN TOWING POSITION & SWING-AWAY TONGUE FOLDED	23' 6"	BEAM	95"	DRAFT	16"
		ENGINE SHAFT LENGTH	20"	STD. BOAT WEIGHT	2,075 LBS.
WIDTH ON TRAILER	101"	MAX. HEIGHT ON TRAILER W/PP	90"	MAX. HORSEPOWER	225



ITS LEGACY IS WINNING TOURNAMENTS. WITH IT, YOURS CAN BE, TOO.

This is how you win a tournament. We blew out the deck so you have plenty of room to roam. Dual center rod lockers, storage wells, and day boxes make this boat a key part of your tournament strategy.


CAPACITIES

MAX. WEIGHT	1,530 LBS.
MAX. PERSONS	5/700 LBS.
FUEL CAPACITY	44 GALS.

ZX225

STANDARD FEATURES

- Skeeter Built™ Trailer:** Tuff coat, channel frame, steel fenders, tandem torsion axles and dual disc brakes.
- Minn Kota® Fortrex® 112 Trolling Motor:** Recessed pedal and Fortrex® 36V trolling motor with 45" shaft and 112 lbs. of thrust, Humminbird® Helix® electronics with gimbal-mounted Helix® 9 CHIRP GPS G2N w/ temp (Bow) and Helix® 12 CHIRP MEGA SI GPS G2N w/ temp (Dash).
- Team Advantage Deck Layout:** Twin center rod and tackle storage featuring Mega Rod Tubes, dual day boxes, and tackle storage built into the outside boxes for nine Plano® 3700 boxes that come with the boat.
- Front Deck Step:** Convenient carpeted step.
- 36-Gallon Livewell System:** With independent fill, recirculating/drain modes, with timer and pump out.
- Shallow Water Anchor:** One black 8' Power-Pole® Pro Series II shallow water anchor mounted on the starboard side of transom.



BOATS SHOWN IN PHOTOGRAPHS MAY INCLUDE ADDITIONAL FEATURES NOT INCLUDED IN THE AVAILABLE LIST OF OPTIONS.

FOR BOAT OPTIONS AND COLORS, VISIT PAGE 38 AND 42.



SPECIFICATIONS

LENGTH ON TRAILER	25' 10"	BOAT LENGTH	19' 6"	INTERIOR DEPTH	20"
LENGTH ON TRAILER W/MOTOR IN TOWING POSITION & SWING-AWAY TONGUE FOLDED	23' 3"	BEAM	95"	DRAFT	16"
		ENGINE SHAFT LENGTH	20"	STD. BOAT WEIGHT	2,020 LBS.
WIDTH ON TRAILER	100"	MAX. HEIGHT ON TRAILER W/PP	90"	MAX. HORSEPOWER	200



EVERYTHING YOU EXPECT... AND THEN SOME.

Speed, acceleration, hole shot, stability. Classic hull design. Versatile and perfect for your needs. This is a boat you can put your confidence in, establishing you as a more competitive angler.

CAPACITIES

MAX. WEIGHT	1,500 LBS.
MAX. PERSONS	4/575 LBS.
FUEL CAPACITY	36 GALS.



ZX200

STANDARD FEATURES

- Skeeter Built™ Trailer:** Tuff coat, channel frame, steel fenders, tandem axles and dual disc brakes.
- Exclusive Humminbird® Helix® Electronics:** Flush-mounted Helix® 7 CHIRP GPS G2N w/ temp (Dash) and Helix® 7 CHIRP GPS G2N w/ temp (Bow)
- Minn Kota® Fortrex® 80F-US2 Trolling Motor:** Recessed pedal and Fortrex® 24V trolling motor with 80 lbs. of thrust and 45" indestructible composite shaft — guaranteed for life by Minn Kota®.
- Cockpit Command Center:** Racing style steering wheel flanked by multi-functional gauges, classic rocker switch panel, tilt hydraulic steering, Hot Foot™ and SeaStar Solutions® Pro Trim.
- Front Deck Step:** Convenient carpeted step.
- 28-Gallon Livewell System:** With independent fill, recirculating/drain modes, with timer and pump out.

BOATS SHOWN IN PHOTOGRAPHS MAY INCLUDE ADDITIONAL FEATURES NOT INCLUDED IN THE AVAILABLE LIST OF OPTIONS.

FOR BOAT OPTIONS AND COLORS, VISIT PAGE 38 AND 42.



SPECIFICATIONS

LENGTH ON TRAILER	24' 8"	BOAT LENGTH	18' 5"	INTERIOR DEPTH	17.5"
LENGTH ON TRAILER W/MOTOR IN TOWING POSITION & SWING-AWAY TONGUE FOLDED	22'	BEAM	92"	DRAFT	15"
WIDTH ON TRAILER	100"	ENGINE SHAFT LENGTH	20"	STD. BOAT WEIGHT	1,725 LBS.
		MAX. HEIGHT ON TRAILER W/PP	77"	MAX. HORSEPOWER	175



WORTH EVERY PENNY IN THE MEMORIES YOU'LL CREATE.

You can't put a price on the hours spent fishing with your kids or days out on the water with a longtime buddy. When you choose the ZX190, you get an affordable price with the same Skeeter engineering and quality the pros love.

CAPACITIES

MAX. WEIGHT	1,275 LBS.
MAX. PERSONS	4/530 LBS.
FUEL CAPACITY	26 GALS.



ZX190

ZX190

STANDARD FEATURES

- 1. Exclusive Humminbird® Helix® Electronics:** Flush-mounted Helix® 5 CHIRP GPS G2N w/ temp (Dash) and Helix® 5 CHIRP GPS G2N w/ temp (Bow)
- 2. Minn Kota® 70 Edge Trolling Motor:** Recessed pedal for comfort and Minn Kota® 70 Edge trolling motor with 24V power, 42" shaft and 70 pounds of thrust.
- 3. Rod Locker with Gas-Assisted Lift:** Includes integrated rod storage system to support your rods individually and keep them from getting tangled.
- 4. Bow Deck Cooler:** Use this convenient 30-qt. forward deck cooler to keep your refreshments cold and easily within reach.
- 5. 3-Color, Full-Flex, Bolstered Seating:** Offers maximum support and premium style in rough water or extreme weather conditions.
- 6. 26-Gallon Livewell System:** With independent fill, recirculating/drain modes, with timer and pump out.

BOATS SHOWN IN PHOTOGRAPHS MAY INCLUDE ADDITIONAL FEATURES NOT INCLUDED IN THE AVAILABLE LIST OF OPTIONS.

FOR BOAT OPTIONS AND COLORS, VISIT PAGE 38 AND 42.

**JACK OF ALL TRADES, AND MASTER
OF EVERY SINGLE ONE OF THEM.**

SL SERIES

Be the family that fishes and skis together.

Whether you're skiing, fishing, or just tooling around on a beautiful day, you'll create memories to last a lifetime—and have a blast in the process. With the right combination of our fishing boat and fun boat, there won't be a dull moment all summer long.





BOATS SHOWN IN PHOTOGRAPHS MAY INCLUDE ADDITIONAL
FEATURES NOT INCLUDED IN THE AVAILABLE LIST OF OPTIONS.

SL210

SPECIFICATIONS

LENGTH ON TRAILER	25' 9"	BOAT LENGTH	20' 2"	INTERIOR DEPTH	22"
LENGTH ON TRAILER W/MOTOR IN TOWING POSITION & SWING-AWAY TONGUE FOLDED	23' 3"	BEAM	94"	DRAFT	15"
		ENGINE SHAFT LENGTH	20"	STD. BOAT WEIGHT	1,725 LBS.
WIDTH ON TRAILER	100"	MAX. HEIGHT ON TRAILER W/PP	75"	MAX. HORSEPOWER	200



FAMILY TIME'S A LOT MORE FUN IN AN SL210.

Feel like fishing? It's a fishing boat. Feel like skiing? It's a ski boat. Feel like cruising around on the water? It does that, too. Flexible doesn't even begin to describe it.

CAPACITIES

MAX. WEIGHT	1,550 LBS.
MAX. PERSONS	6/815 LBS.
FUEL CAPACITY	36 GALS.



SL210

STANDARD FEATURES

- Skeeter Built™ Trailer:** Tuff coat, channel frame, steel fenders, tandem torsion axles, dual disc brakes and Fulton® jack stand and winch.
- Ergonomically Designed Driver's Console:** Full instrumentation featuring accessory switch panels at your fingertips and premium sealed analog gauges up-top. The low-profile walk-thru windshield keeps you comfortable while the tilt steering keeps you in control.
- Premium Seating:** Includes bucket seats with sliders for driver and passenger, rear bench seat (2 color seating), two fishing seats with 13" extension.
- Floor Storage:** Store the ski tow pylon, ski gear or 7' fishing rods.
- Bow Seating:** Removable deck pad cushions snap in and out easily to create bench seats perfect for sunbathing or just stretching out.



SL210

BOATS SHOWN IN PHOTOGRAPHS
MAY INCLUDE ADDITIONAL FEATURES
NOT INCLUDED IN THE AVAILABLE
LIST OF OPTIONS.

FOR BOAT OPTIONS VISIT PAGE 39.





STANDARDS AND OPTIONS

COCKPIT

	FX21 Apex	FX20 Apex	FX21 LE	FX20 LE
Cockpit Command Center w/ Digital Gauges, Analog Push Button Switch Panel	S	S	S	S
Bow Panel w/ Light & Trim Switches	S	S	S	S
Bolstered Full-Flex Sport Seating (4 color package matched seating with custom logos)	S	S	S	S
Custom Center Seat - Ice Chest Door	S	S	S	S
Ice Chest under Center Bench Seat	S (37 Qt)	S (37 Qt)	S (37 Qt)	S (37 Qt)
Floor Storage (Wet)	S (14 Qt)	S (14 Qt)	S (14 Qt)	S (14 Qt)
Passenger Glove Box	S	S	S	S
Modular Console(s)	S	S	S	S
Passenger Custom Console (Installed at Factory or Shipped Loose)	O	O	O	O
Custom Grab Handle(s)	S	S	S	S
Custom Side Panels	NA	NA	S	S
Interior & Exterior Logos	NA	NA	S	S
Color Matched Custom Side Panels	S	S	NA	NA
Color Matched Interior & Exterior Logos	S	S	NA	NA
2 Bike Seats w/ Power Rise Pedestals with Custom Logos	S	S	S	S
Extra Fishing Seat with 13" Fixed Extension	O	O	O	O
Front Deck Step	S	S	S	S
Carpet Padding (Front Deck and Doors)	S	S	S	S
High Intensity LED Storage Lighting	S	S	S	S
High Intensity LED Red Deck Lighting	S	S	NA	NA
Skeeter Emblem Deck Light (White)	NA	NA	S	S
Skeeter Emblem Deck Light (Red)	S	S	NA	NA

EXCLUSIVE HUMMINBIRD® ELECTRONICS (Gimbal Mounted)

Solix® 15 CHIRP MEGA SI GPS w/ temp & Networking (Dash) (Gimbal)	S	S	NA	NA
Solix® 12 CHIRP MEGA SI Capability GPS w/ temp & Networking (Bow) (Gimbal)	S	S	NA	NA
Solix® 12 CHIRP MEGA SI GPS w/ temp & Networking (Dash)	NA	NA	S	S
Solix® 10 CHIRP MEGA SI Capability GPS w/ temp & Networking (Bow)	NA	NA	S	S

POWER & PERFORMANCE

12" Manual Jack Plate w/ 2 Stern Eyes	NA	NA	S	S
12" Hydraulic Jack Plate w/ Gauge	S	S	NA	NA
12" Hydraulic Jack Plate w/ Gauge (Exchange)	NA	NA	O	O
Single Tank Fuel System	S (48 Gal)	S (48 Gal)	S (48 Gal)	S (48 Gal)
Hot Foot Throttle w/ Slide & Pro Trim	S	S	S	S
Skeeter Emblem Under Livewell Lid	S	S	S	S
Tilt Hydraulic Steering	S	S	S	S
Prop Deduct	O	O	O	O
Livewell System w/Independent Fill, Recirculating/Drain Modes, w/Timer & Pump Out	S	S	S	S
(2) Oxygenator Livewell Aeration System	S	S	S	S
Remote Drain Plug	S	S	S	S
800 GPH Bilge Pump - Manual Only	S	S	S	S
1100 GPH Bilge Pump - Auto or Manual	S	S	S	S
Hamby Keel Protector	S	S	S	S
MK 15 Amp x 4-Bank Battery Charger	S	S	S	S

POWER & PERFORMANCE CONT.

	FX21 Apex	FX20 Apex	FX21 LE	FX20 LE
Fusion® Audio Device w/ Speakers (2)	S	S	S	S
Dry Dock Ventilation System	S	S	S	S
Battery On/Off Switch	S	S	S	S
(2) 8" Power-Pole® Blade™(s) (Color Coordinated if applicable)	S	S	S	S
Minn Kota® Troll Motors				
Ultrex® 112/US2/IP Link-45" Bluetooth®	S	S	S	S
Ultrex® 112/US2/IP Link-52" Bluetooth®	O	O	O	O

CONSTRUCTION & SAFETY

Composite Construction	S	S	S	S
Torque Transfer Transom and Stringer System	S	S	S	S
Insulated Aluminum Doors	S	S	S	S
Stretched Sponsons, No Splashwell Design	S	S	S	S
Aluminum Frame Deck Inserts (Front & Rear)	S	S	S	S
Gas Assisted Lifts on Front & Rear Storage, Rod Boxes, Day Box, & Bilge Access Door	S	S	S	S
Interior/Compartment Lighting	S	S	S	S
Integrated Rod Storage System	S	S	S	S
Tackle Storage System	S	S	S	S
Custom Bump Stick w/Holder	S	S	S	S
Custom Tool Holders	S	S	S	S
Rod Staze (3)	S	S	S	S
Stainless Cleats (4)	S	S	S	S
Tinted Windscreen	S	S	S	S
Rigging Storage Tray	S	S	S	S
Custom Non-Skid Mats	S	S	S	S
Emergency Boarding Ladder	S	S	S	S
Custom Boat Cover (Black)	O	O	O	O
Custom Engine Cover (Black)	O	O	O	O

TRAILER

Skeeter Built FX Touring Trailer w/ Tuff Coat, Channel Frame, FRP Fenders w/Steps, Tandem Torsion Axles w/ Dual Disc Brakes	S	S	S	S
Back up Lights	S	S	S	S
Torsion Axles	S	S	S	S
Swing-Away Tongue	S	S	S	S
Tongue Step	S	S	S	S
Bow Step Ladder	S	S	S	S
Fulton® F2 Jack-Stand & Winch	S	S	S	S
Custom Lighting	S	S	S	S
Ratchet Tie-Downs	S	S	S	S
Spare Tire w/ Carrier	S	S	S	S
14" Aluminum Wheels (Deduct) ea	NA	NA	O	O
18" Aluminum Wheels	NA	NA	S	S
18" Aluminum Wheels w/ Color Matched Accents	S	S	NA	NA

COCKPIT

	FX20	FX21
Cockpit Command Center w/ Digital Gauges, Analog Push button Switch Panel	S	S
Bow Panel w/ Light & Trim Switches	S	S
Bolstered Full-Flex Sport Seating (4 color seating with custom logos)	S	S
Custom Center Seat/Step-Ice Chest Door	S	S
Ice Chest under Center Bench Seat	S (37 Qt)	S (37 Qt)
Floor Storage (Wet)	S (14 Qt)	S (14 Qt)
Passenger Glove Box	S	S
Modular Console (s)	S	S
Passenger Custom Console (Installed at Factory or Shipped Loose)	O	O
Custom Grab Handle (s)	S	S
Custom Side Panels	S	S
Interior & Exterior Logos	S	S
2 Bike Seats w/ Power Rise Pedestals with Custom Logos	S	S
Extra Fishing Seat with 13" Fixed Extension	O	O
Front Deck Step	S	S
Carpet Padding (Front Deck and Doors)	O	O
High Intensity LED Storage Lighting Upgrade	O	O
Skeeter Emblem Deck Light (White)	S	S

HUMMINBIRD® ELECTRONICS (Gimbal Mounted)

Solix® 12 CHIRP MEGA SI GPS w/ temp & Networking (Dash)	S	S
Solix® 10 CHIRP MEGA SI Capability GPS w/ temp & Networking (Bow)	S	S
No Std. Electronics	O	O
Solix® 15 CHIRP MEGA SI GPS w/ temp & Networking (Dash)	O	O
Solix® 12 CHIRP MEGA SI Capability GPS w/ temp & Networking (Bow)	O	O

HUMMINBIRD® ACCESSORIES

Humminbird® Network Cable (Installed Dash to Bow)	O	O
Helix® MEGA Side-Imaging Pre-wiring - In-Hull Transducer, SI Transducer, Network Box, Network Cable (Installed)	O	O
Solix® MEGA Side-Imaging Pre-wiring - In-Hull Transducer, SI Transducer, Network Box, Network Cable (Installed)	O	O
Helix® 2D Rear to Dash (Each Installed)	O	O
Solix® 2D Rear to Dash (Each Installed)	O	O

LOWRANCE® ACCESSORIES

Lowrance® Network Cable (Installed Dash to Bow)	O	O
2D Transducer Rear to Dash (Each Installed)	O	O
Touch Structure Scan Pre-wire (In-Hull Transducer, SS Transducer & Network Cable)	O	O

POWER & PERFORMANCE

12" Manual Jack Plate w/ 2 Stern Eyes	S	S
12" Hydraulic Jack Plate w/ Gauge	O	O
Single Tank Fuel System	S (48 Gal)	S (48 Gal)
Hot Foot Throttle w/ Slide & Pro Trim	S	S
Skeeter Emblem Under Livewell Lid	S	S
Tilt Hydraulic Steering	S	S
Prop Duct	O	O
Livewell System w/ Independent Fill, Recirculating/Drain Modes, w/ Timer & Pump Out	S	S
(2) Oxygenator Livewell Aeration System	S	S
Remote Drain Plug	S	S

POWER & PERFORMANCE CONT.

	FX20	FX21
800 GPH Bilge Pump - Manual Only	S	S
1100 GPH Bilge Pump - Auto or Manual	S	S
Hamby Keel Protector	O	O
15 Amp x 4-Bank Battery Charger	S	S
Fusion® Audio Device w/ Speakers (2)	O	O
Dry Dock Ventilation System	S	S
Battery On/Off Switch	S	S
(2) 8' Power-Pole® Blade™(s) (Black)	O	O
MINN KOTA® TROLL MOTORS		
Fortrex® 112/US2-45"	S	S
Fortrex® 112/US2-52" (Shaft Exchange)	O	O
Ultrex® 112/US2/IP Link-45" Bluetooth®	O	O
Ultrex® 112/US2/IP Link-52" Bluetooth®	O	O
Do not install TM	O	O
No Troll Motor	O	O

CONSTRUCTION & SAFETY

Composite Construction	S	S
Torque Transfer Transom and Stringer System	S	S
Insulated Aluminum Doors	S	S
Stretched Sponsons, No Splashwell Design	S	S
Aluminum Frame Deck Inserts (Front & Rear)	S	S
Gas Assisted Lifts on Front & Rear Storage, Rod Boxes, Day Box, & Bilge Access Door	S	S
Interior Lighting	S	S
Integrated Rod Storage System	S	S
Tackle Storage System	S	S
Custom Bump Stick w/Holder	S	S
Custom Tool Holders	S	S
Rod Staze (3)	S	S
Stainless Cleats (4)	S	S
Tinted Windscreen	S	S
Rigging Storage Tray	S	S
Custom Non-Skid Mats	S	S
Emergency Boarding Ladder	S	S
Custom Boat Cover (Black)	O	O
Custom Engine Cover (Black)	O	O

TRAILER

Skeeter Built FX Touring Trailer w/ Tuff Coat, Channel Frame, FRP Fenders w/Steps, Tandem Torsion Axles w/ Dual Disc Brakes	S	S
Back up Lights	S	S
Torsion Axles	S	S
Swing-Away Tongue	S	S
Tongue Step	S	S
Bow Step Ladder	S	S
Fulton® F2 Jack-Stand & Winch	S	S
Custom Lighting	S	S
Ratchet Tie-Downs	S	S
Spare Tire w/ Carrier	S	S
14" Black Aluminum Wheels	S	S
18" Black Aluminum Wheels (Exchange) ea	O	O

S—Standard O—Optional NA—Not Available

COCKPIT

	ZX250	ZX225	ZX200	ZX190
Cockpit Command Center w/Multi-functional Gauges and Rocker Switches	S	S	S	NA
Cockpit Command Center w/ Custom Gauges (Tach, Trim, Volt, Fuel, Water)	NA	NA	NA	S
Bow Panel w/ Light & Trim Switches	S	S	S	NA
Bow Panel w/ Troll Receptacle & Trim Switch	NA	NA	NA	S
Bolstered Full-Flex Sport Seating	S	S	S	NA
Bolstered Driver & Passenger Seating	NA	NA	NA	S
Center Seat/Step w/ Removable Cushion--Ice Chest Door	S	S	S	NA
Ice Chest under Center Bench Seat	S (37 Qt)	S (37 Qt)	S (37 Qt)	NA
Forward Deck Cooler	NA	NA	NA	S (30 Qt)
Modular Console(s)	S	S	S	S
Passenger Custom Console (Installed at Factory or Shipped Loose)	O	O	O	O
Custom Grab Handle(s)	S	S	S	S
Custom Side Panels	S	S	S	NA
Interior & Exterior Logos	S	S	S	S
Drink Holders	S	S	S	S
2 Bike Seats w/ Power Rise Pedestals with Custom Logos	S	S	S	NA
2 Bike Seats w/ Fixed Pedestals	NA	NA	NA	S
Extra Fishing Seat with 13" Fixed Extension	O	O	O	O
Front Deck Step	S	S	S	NA
Carpet Padding (Front Deck)	S	S	S	NA

HUMMINBIRD® ELECTRONICS (EXCLUSIVE)

Helix® 12 CHIRP MEGA SI GPS G2N w/ temp (Dash) (Gimbal)	S	S	NA	NA
Helix® 9 CHIRP GPS G2N w/ temp (Bow) (Gimbal)	S	S	NA	NA
Helix® 7 CHIRP GPS G2N w/ temp (Dash) (Flush)	NA	NA	S	NA
Helix® 7 CHIRP GPS G2N w/ temp (Bow) (Flush)	NA	NA	S	NA
Helix® 5 CHIRP GPS G2 w/ temp (Dash) (Flush)	NA	NA	NA	S
Helix® 5 CHIRP GPS G2 w/ temp (Bow) (Flush)	NA	NA	NA	S

POWER & PERFORMANCE

12" Manual Jack Plate w/ 2 Stern Eyes	S	S	S	NA
12" Hydraulic Jack Plate w/ Gauge	O	O	NA	NA
6" Manual Jack Plate	NA	NA	NA	S
Single Tank Fuel System	S (44 Gal)	S (44 Gal)	S (36 Gal)	S (26 Gal)
HotFoot Throttle & Pro Trim	S	S	S	O
Tilt Hydraulic Steering	S	S	S	O
Non Tilt Hydraulic Steering	NA	NA	NA	S
Prop Duct	O	O	O	O
Livewell System w/Independent Fill, Recirculating/Drain Modes, w/Timer & Pump Out	S (36 Gal)	S (36 Gal)	S (28 Gal)	S (26 Gal)
(2) Oxygenator Livewell Aeration System	S	S	NA	NA
800 GPH Bilge Pump - Auto or Manual	NA	NA	S	S
1100 GPH Bilge Pump - Auto or Manual	S	S	NA	NA
Hamby Keel Protector	S	S	S	NA
15 Amp x 4-Bank Battery Charger	S	S	NA	NA
15 Amp x 3-Bank Battery Charger	NA	NA	NA	S
10 Amp x 3-Bank Battery Charger	NA	NA	S	NA
Dry Dock ventilation system	S	S	S	NA
Battery On/Off Switch	S	S	S	NA
(1) 8' Power-Pole® Pro Series II (Black/Starboard)	S	S	NA	NA
MINN KOTA® TROLL MOTORS				
Fortrex®112F-US2, 36V, 45" Shaft	S	S	NA	NA
Fortrex®112F-US2, 36V, 52" Shaft Exchange	O	O	NA	NA
Ultrex® 112/US2/IP Link-45" _Bluetooth® (inc HB Network box)	O	O	NA	NA
Ultrex® 112/US2/IP Link-52" _Bluetooth® (inc HB Network box)	O	O	NA	NA
Ultrex® 80/US2/IP Link-45" _Bluetooth® (inc HB Network box)	NA	NA	O	NA
Fortrex® 80F-US2, 45" shaft	NA	NA	S	NA
70EdgeF 24V, 42" Shaft	NA	NA	NA	S
Max 80F, 24V, 42" Shaft (Exchange)	NA	NA	NA	O

STANDARDS AND OPTIONS

CONSTRUCTION & SAFETY

	ZX250	ZX225	ZX200	ZX190
Composite Construction	S	S	S	S
Torque Transfer Transom and Stringer System	S	S	S	S
Insulated Aluminum Doors	S	S	S	S
Stretched Sponsons, No Splashwell Design	S	S	S	NA
Aluminum Frame Deck Inserts (Front & Rear)	S	S	S	NA
Gas Assisted Lifts (Select Doors)	S	S	S	S
Interior Lighting	S	S	S	S
Integrated Rod Storage System	S	S	S	S
Tackle Storage System	S	S	S	NA
Custom Bump Stick w/Holder	S	S	S	NA
Custom Tool Holders	S	S	S	NA
Rod Staze (3)	S	S	S	S
Stainless Cleats (4)	S	S	S	S
Tinted Windscreen	S	S	S	S
Custom Non-Skid Mats	S	S	S	S
Emergency Boarding Ladder	S	S	S	S
Custom Boat Cover (Black)	O	O	O	O
Custom Engine Cover (Black)	O	O	O	O

TRAILER

Skeeter Built Trailer w/Tuff Coat, Channel Frame, Steel Fenders, Tandem Axle w/ Dual Disc Brakes	S	S	S	O
Skeeter Built Trailer w/Tuff Coat, Channel Frame, Steel Fenders, Single Axle w/ Disc Brakes	NA	NA	NA	S
Steel Tuff Coat Fenders	S	S	S	S
Torsion Axle(s)	S	S	S	S
Swing-Away Tongue	S	S	S	S
Tongue Step	S	S	S	S
Bow Step Ladder	S	S	S	NA
Fulton® F2 Jack-Stand & Winch	S	S	NA	NA
Fulton® XLT Jack-Stand & Winch	NA	NA	S	S
Skeeter Cutouts	S	S	S	S
Backup Lights	S	S	S	O
Ratchet Tie Downs	S	S	S	NA
Skeeter Tie Downs	NA	NA	NA	S
Spare Tire with Carrier	S	S	S	S
Black Aluminum Wheels	S	S	S	S

TEAM ADVANTAGE DECK LAYOUT



The 2019 ZX250 and ZX225 bass boats come standard with the Team Advantage Deck Layout. This innovative arrangement features a nearly symmetrical design with twin center rod and tackle storage featuring Mega Rod Tubes, dual day boxes, and tackle storage built into the outside boxes for nine Plano® 3700 boxes that come with the boat.

COCKPIT

SL210

Cockpit Command Center w/Instrumentation (fuel, trim, tach, MPH)	S
Bow Panel with Troll Receptacle & Trim Switch	S
Passenger Glove Box	S
Walk-Thru Windshield (Installed)	S
Driver Bucket Seat w/ Slider & Passenger Bucket Seat	S
Driver & Passenger Drink Holders	S
Rear Bench Seat (2 color seating)	S
Two Fishing Seats with 13" Extension	S
Fishing Seat with 13" Extension (Extra)	0
Bike Seat with Power Pro Pole (Extra)	0
Bow Deck Pads	S
Rear Sun Pad	0
Dual Coolers Under Rear Bench Seat	S 34 Qt.
In Floor Ski/Rod Storage	S
SL210 Canopy Top (Not Installed at Factory)	0
Bluetooth® Audio Device w/ Speakers (4)	S
Lowrance® X-4 Pro (Dash), Transducer w/Temp	S

POWER & PERFORMANCE

Ski Tow Pylon with Fish Seat Adapter	S
3 Battery Trays	S
Livewell Control System with "Fill" Mode & LW Pump Timer	S
Twin Rear Livewells	S 13 Gal ea
Manual 800 GPH Bilge Pump	S
Automatic Bilge Switch	0
1100 GPH Bilge Pump (Exchange)	0
10 Amp x 3-Bank Battery Charger	0
Tilt Hydraulic Steering	S
Built-in Fuel System	S 36 Gal.
SL210 Deck Extension (removable)	0
Prop Deduct	0
Foot Throttle & Pro Trim	0
Minn Kota® Troll Motors	0
Do not install TM	0
70EdgeF, 24V 42" Shaft w/ Removable Mount	0
Max80F, 24V 42" Shaft w/ Removable Mount	0

CONSTRUCTION & SAFETY

Flush-mounted Latch/Locking System	S
Bow 30" Handrails	S
Stern 60" Handrails	S
Boarding Ladder	S
Bow & Stern Lights w/ Holders	S
Fender Cleats (4)	0
Custom Boat Cover (Black)	0
Custom Engine Cover (Black)	0

TRAILER

Skeeter Built Trailer w/ Tuff Coat, Channel Frame, Steel Fenders, Tandem Axle w/ Brakes-Both Axles	S
Quick Release Tie Downs	S
Fulton® Jack Stand and Winch	S
A1411 Silver Aluminum Wheels (Packages 3,4)	S
A1411 Black Aluminum Wheels (Packages 1,2)	S
Ratchet Tie Downs	0
Backup Lights	0

S Standard Feature 0 Optional Feature NA Not Available

YOU REALLY CAN HAVE IT ALL.

Fish in the morning and ski in the afternoon.

The SL210 is ready for anything. When you're fishing, enjoy the front and rear pedestal fishing seats with 13" extensions, the spacious rod locker, and twin (13 gal ea.) rear livewells. You can upgrade to an optional detachable trolling motor, pedestal bike seat and removable deck extension.

When you're ready to go skiing, you've got a long ski locker, removable ski pylon, and captain's swivel chairs. For comfort and convenience you get a walk through windshield, premium quality upholstery and removable bow deck pads standard. You can also add an optional removable rear sun pad for lounging, or a canopy top – perfect for families.



SL210

STANDARD FEATURES



LOWRANCE® GRAPH
X-4 PRO (DASH) W/TRANSDUCER AND
TEMP DASH TO BOW



COCKPIT
BLUETOOTH® PAIRABLE DEVICE
WITH 4 SPEAKERS

Engineered to be **THE ULTIMATE** BASS BOAT.

Skeeter has a model that's perfect for your family, your team and the way you fish. Visit www.SkeeterBoats.com to find a dealer near you and schedule a demo ride.

FX21 APEX

BOAT LENGTH 20'11"
PASSENGERS 5
*TOW WEIGHT 3,575 lbs.



FX20LE

BOAT LENGTH 20'1"
PASSENGERS 5
*TOW WEIGHT 3,475 lbs.



ZX250

BOAT LENGTH 20'11"
PASSENGERS 5
*TOW WEIGHT 3,380 lbs.



ZX200

BOAT LENGTH 19'6"
PASSENGERS 4
*TOW WEIGHT 3,212 lbs.



ZX190

BOAT LENGTH 18'5"
PASSENGERS 4
*TOW WEIGHT 2,607 lbs.



Head over to SkeeterBoats.com and build your dream Skeeter to get a better idea of what the poly-flake, gel-coat and vinyl upholstery look like.



21/20 COLOR OPTIONS

BASS LINEUP
FX APEX COLORS
FX LE COLORS

Dedicated FX APEX color package details, and five different color options to choose from for the FX21LE and FX20LE.

OPTION	DECK	DECK STRIPE	DECK PIN	BOW STRIPE	INTERIOR DECK	INSIDE CONSOLE	OUTSIDE CONSOLE	CONSOLE PIN	HULL	HULL STRIPE	HULL PIN	DOUBLE "S"	WATER STRIPE	RUN SURFACE	CARPET	PRIMARY UPHOLSTERY	ACCENT 1 UPHOLSTERY	ACCENT 2 UPHOLSTERY	ACCENT 3 UPHOLSTERY PIPPING	POWER POLE	TRAILER PINS	FENDER
1	Black Galaxy	Silver Spur Gel	Sterling	White Gel	Silver Spur Gel	Black Galaxy	Silver Spur Gel	Sterling	Black Galaxy	Silver Spur Gel	Sterling	White Gel	White Gel	Black Gel	Gunmetal	Ebony Silvertex	Silver Spur Microhex	Brushed Black	Silver Spur Microhex	Stock Black	Silver Spur/White	Black Galaxy
2	Black Onyx	Cobalt Gel	Lime	Sterling	Black Onyx	Black Onyx	Sterling	Lime	Sterling	Cobalt Gel	Lime	Black Onyx	Cobalt Gel	Black Gel	Gunmetal	Pewter Microhex	Silver Spur Microhex	Mossy Oak Elements Marlin	Lime Green Silvertex	Stock Black	Cobalt/Lime	Black Onyx
3	Laser Red	White Gel	Silver Hologram II	Midnight Star	White Gel	Laser Red	Midnight Star	Silver Hologram II	Midnight Star	White Gel	Silver Hologram II	Laser Red	White Gel	Black Gel	Gunmetal	Ebony Silvertex	Glacier Weave	Regal Red Diamonte	Silver Spur Microhex	SKT Red	Laser/White	Midnight Star
4	Blue Silver	Slate Gel	Silver Hologram II	Twilight Plus	Twilight Plus	Twilight Plus	Slate Gel	Silver Hologram II	Twilight Plus	Slate Gel	Silver Hologram II	Blue Silver	Slate Gel	Black Gel	Gunmetal	Ebony Weave	Pewter Microhex	Slate Digital Camo	Silver Spur Microhex	SKT Slate	Slate/Slate	Twilight Plus
5	Gunmetal II	Hypnotic Teal Gel	Hypnotic Teal Flake	Midnight Fusion	Midnight Fusion	Gunmetal II	Hypnotic Teal Gel	Hypnotic Teal Flake	Midnight Fusion	Hypnotic Teal Gel	Hypnotic Teal Flake	Gunmetal II	Gunmetal II	Black Gel	Gunmetal	Ebony Silvertex	Ebony Weave	Brushed Teal	Pewter Microhex	SKT Teal	Hypnotic Teal/Gunmetal II	Midnight Fusion
APEX	White Gel	Wraith Blue TriTec	Flame Red	Grey Matter TriTec	Grey Matter TriTec	Wraith Blue TriTec	Grey Matter TriTec	Flame Red	White Gel	Grey Matter TriTec	Flame Red	Wraith Blue TriTec	Flame Red	Black Gel	Gunmetal	Blue Grey Silvertex	Ebony Weave	Brushed Red	Silver Spur Microhex	Stock Red	Flame/Grey Matter	Wraith Blue TriTec



BOATS SHOWN IN PHOTOGRAPHS MAY INCLUDE ADDITIONAL FEATURES NOT INCLUDED IN THE AVAILABLE LIST OF OPTIONS.

Skeeter brings to you the very best and most popular color combinations on our range of performance fishing boats.

Eight different color options to choose from for the ZX250, ZX225, and ZX200.

OPTION	DECK	DECK STRIPE	DECK PIN	BOW STRIPE	CONSOLE	HULL	HULL STRIPE	HULL PIN	DOUBLE "S"	WATER STRIPE	RUN SURFACE	CARPET	PRIMARY UPHOLSTERY	ACCENT 1 UPHOLSTERY	ACCENT 2 UPHOLSTERY	ACCENT 3 UPHOLSTERY PIPING	TRAILER PINS
1	Midnight Star	Black Onyx	Sterling	White Gel	Black Onyx	Black Onyx	Midnight Star	Sterling	White Gel	White Gel	Black Gel	Gunmetal	Ebony Weave	Ebony Silvertex	Grey Digital Camo	Silver Spur Microhex	Sterling/White
2	Charcoal	Midnight Red	Sterling	Flame Red	Flame Red	Midnight Red	Flame Red	Sterling	Charcoal	Flame Red	Black Gel	Gunmetal	Ebony Weave	Ebony Silvertex	Regal Red Diamante	Silver Spur Microhex	Flame/White
3	Blue Silver	Nassau Blue	Twilight Plus	White Gel	Nassau Blue	White Gel	Nassau Blue	Twilight Plus	Blue Silver	Blue Silver	Black Gel	Gunmetal	Pewter Microhex	Pewter Weave	Silver Spur Microhex	Cobalt Weave	Nassau Blue/White
4	Laser Red	Black Galaxy	Silver Hologram II	White Gel	Black Galaxy	Black Galaxy	White Gel	Silver Hologram II	Laser Red	Laser Red	Black Gel	Gunmetal	Pewter Microhex	Pewter Weave	Glacier Weave	Regal Red Diamante	Laser/Silver Hologram II
5	Charcoal	Gunmetal II	Orange Spectra	Midnight Orange	Gunmetal II	Gunmetal II	Midnight Orange	Orange Spectra	Charcoal	Orange Spectra	Black Gel	Gunmetal	Ebony Weave	Ebony Silvertex	Pewter Microhex	Orange Spectra	Gunmetal II/Orange
6	Blue Silver	Grey Satin Gel	Lime	Midnight Green	Midnight Green	Midnight Green	Grey Satin Gel	Lime	Blue Silver	Lime	Black Gel	Gunmetal	Pewter Microhex	Pewter Weave	Silver Spur Microhex	Lime Green Silvertex	Lime/Gunmetal II
7	Gunmetal II	Sunshine Yellow Gel	Silver Hologram II	Midnight Fusion	Midnight Fusion	Gunmetal II	Sunshine Yellow Gel	Silver Hologram II	Midnight Fusion	Silver Hologram II	Black Gel	Gunmetal	Ebony Weave	Ebony Silvertex	Silver Spur Microhex	Canary Yellow Distinct	Silver Hologram II/Sunshine Yellow
8	Sterling	Gunmetal II	Midnight Red	Moondust	Moondust	Gunmetal II	Moondust	Midnight Red	Sterling	Sterling	Black Gel	Gunmetal	Pewter Microhex	Pewter Weave	Cabernet Silvertex	Silver Spur Microhex	Moondust/Sterling



BOATS SHOWN IN PHOTOGRAPHS MAY INCLUDE ADDITIONAL FEATURES NOT INCLUDED IN THE AVAILABLE LIST OF OPTIONS.

Head over to SkeeterBoats.com and build your dream Skeeter to get a better idea of what the poly-flake, gel-coat and vinyl upholstery look like.

ZX¹⁹⁰ COLOR OPTIONS

ZX COLORS

Eight different color options to choose from for the ZX190.

OPTION	DECK	DECK STRIPE	DECK PIN	BOW STRIPE	CONSOLE 1	HULL	HULL STRIPE	HULL PIN	DOUBLE "S"	RUN SURFACE	CARPET	PRIMARY UPHOLSTERY	ACCENT 1 UPHOLSTERY	ACCENT 2 UPHOLSTERY	TRAILER PINS
1	Black Onyx	White Gel	Sterling	N/A	Black Onyx	Black Onyx	Black Onyx	Sterling	White Gel	Black Gel	Gunmetal	Pewter Microhex	Silver Spur Microhex	Ebony Weave	Sterling/White
2	Flame Red	White Gel	Starfire Plus	N/A	White Gel	Flame Red	Starfire Plus	Starfire Plus	White Gel	Black Gel	Gunmetal	Ebony Weave	Glacier Weave	Regal Red Diamonte	Flame/White
3	Nassau Blue	White Gel	Twilight Plus	N/A	White Gel	Nassau Blue	Nassau Blue	Twilight Plus	White Gel	Black Gel	Gunmetal	Ebony Weave	Cobalt Blue Weave	Pewter Microhex	Nassau Blue/White
4	Laser Red	Midnight Red	Silver Hologram II	N/A	Laser Red	Laser Red	Laser Red	Silver Hologram II	Midnight Red	Black Gel	Gunmetal	Pewter Microhex	Regal Red Diamonte	Ebony Weave	Laser/Silver Hologram II
5	Charcoal	Gunmetal II	Orange Spectra Flake	N/A	Gunmetal II	Gunmetal II	Midnight Orange	Orange Spectra	Charcoal	Black Gel	Gunmetal	Ebony Weave	Ebony Silvertex	Pewter Microhex	Gunmetal II/Orange Spectra
6	Gunmetal II	Midnight Green	Lime	N/A	Gunmetal II	Gunmetal II	Gunmetal II	Lime	Midnight Green	Black Gel	Gunmetal	Pewter Weave	Lime Green Silvertex	Ebony Silvertex	Lime/Gunmetal II
7	Gunmetal II	Sunshine Yellow	Silver Hologram II	N/A	Midnight Fusion	Gunmetal II	Sunshine Yellow Gel	Silver Hologram II	Midnight Fusion	Black Gel	Gunmetal	Ebony Weave	Ebony Silvertex	Silver Spur Microhex	Gunmetal II/Sunshine Yellow
8	Charcoal	Moondust	Sterling	N/A	Moondust	Charcoal	Sterling	Sterling	Moondust	Black Gel	Gunmetal	Pewter Microhex	Cabernet Silvertex	Ebony Weave	Moondust/Sterling

OPTION 1



OPTION 2



OPTION 3



OPTION 4



OPTION 5



OPTION 6



OPTION 7



OPTION 8




BOATS SHOWN IN PHOTOGRAPHS MAY INCLUDE ADDITIONAL FEATURES NOT INCLUDED IN THE AVAILABLE LIST OF OPTIONS.

FX SELECT COLOR RULES

Choose the custom color combination you've always dreamed of. Select "Build My Skeeter" at SkeeterBoats.com. Print it out, and find a dealer near you.

COLOR RULES FOR FX21 / FX20



- A** Deck = Any Flake, White Gel, or Grey Satin
- B** Deck Stripe = Any Flake, White Gel, or Grey Satin
- C** Bow Stripe = Any Flake, White Gel, or Grey Satin
- D** Interior Deck = Any Flake, White Gel, or Grey Satin
- E** Deck Pin = Any Flake
- F** Run Surface = Black, White, or Grey Satin Gel
- G** Seats Selectable (excl. Silvertex, Diamonte, & Spectra from A1)
- H** Console Inside = Any Flake, White Gel, or Grey Satin
- I** Console Outside = Any Flake, White Gel, or Grey Satin
- J** Console Pin = Any Flake
- K** Silver Spur Diamond upholstery piping standard for all
- L** Hull = Any Flake, White Gel, or Grey Satin
- M** Hull Stripe = Any Flake, White Gel, or Grey Satin
- N** Double S = Any Flake, White Gel, or Grey Satin
- O** Hull Pin = Any Flake
- P** Water Stripe = Any Flake, White Gel, or Grey Satin

UPHOLSTERY

Rough water and extreme weather conditions won't hold you back from a comfortable and smooth ride. Designed to look good and last long, Skeeter's custom seating is designed with quality upholstery vinyls sourced in the U.S.A. This material offers abrasion resistance, UV resistance for up to 1,000 hours, mildew resistance, is fire retardant and can withstand cold cracking to -10°F. Our premium quality thread is resistant to rot and decay and is guaranteed to last the lifetime of the upholstery.

P Primary **A-1** Accent Upholstery 1 **A-2** Accent Upholstery 2 **A-3** Piping



BOAT COLORS

COLORS DETAILED BELOW ARE FROM RUNNING SHOTS.
FX: PAGES 18, 20

BOAT	CONSOLE INSIDE	CONSOLE OUTSIDE	DECK	DECK STRIPE	DECK BOW STRIPE	DECK PIN	HULL	HULL STRIPE	DOUBLE S	HULL PRO STRIPE	RUN SURFACE	PRIMARY UPHOLSTERY	ACCENT 1	ACCENT 2	ACCENT 3	CARPET
FX21	Diamond Dust Flake	Sterling Flake	Charcoal Flake	Sterling Flake	Diamond Dust Flake	Moondust Flake	Diamond Dust Flake	Sterling Flake	Charcoal Flake	Charcoal Flake	Black	Pewter Microhex	Silver Spur Micro Hex	Ebony Silvertex	Cabernet	Gunmetal
FX20	Nassau Flake	Gunmetal II Flake	Twilight Flake	White Gel	Gunmetal II Flake	Nassau Flake	White Gel	Nassau Flake	Gunmetal II Flake	Gunmetal II Flake	White	Pewter Microhex	Ebony Weave	Cobalt Weave	Cobalt Weave	Gunmetal

FX21

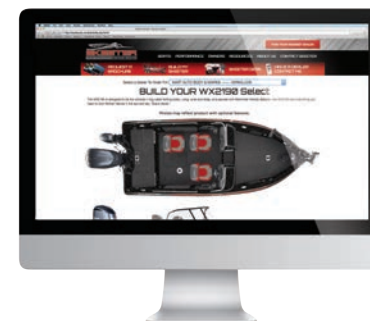


FX20



COLOR DESIGN GUIDE

Whether it's the colors of your favorite college or professional sports team, the color of your pick-up truck or simply the boat bling to impress, Skeeter offers a wide range of options. Gunmetal? Got it. Laser Red? Check. How about Impulse Blue? Done. Be bold with our synthetic poly-flake that resists migration through the clear gel top coat and provides a smoother, longer lasting finish. From the hull to the deck. From the seats to the stripes. Select **"Build My Skeeter"** at **SkeeterBoats.com** and build your next bass fishing machine.




COLOR GUIDE

BUILD MY SKEETER

Create the boat of your dreams today by visiting **SkeeterBoats.com**.

POLY-FLAKE




GEL-COAT



VINYL



CARPET



CUSTOM COVERS



SKEEETER **BUILT**TM PERFORMANCE TRAILERS

Durability. Style. Ease of handling.

We want your boat to look as good out of the water as it does in the water. Skeeter combines durability, style and ease of use in our trailers, with top-of-the-line features such as non-skid tongue steps, sealed LEDs and independent torsion axles—complementing any tow vehicle.

STANDARDS AND OPTIONS

	FX21Apex	FX20Apex	FX21LE	FX20LE	FX21	FX20	ZX250	ZX225	ZX200	ZX190	SL210
Skeeter Built FX Touring Trailer w/ Tuff Coat, Channel Frame, FRP Fenders w/Steps, Tandem Axle & Brakes-Both Axles	S	S	S	S	S	S	NA	NA	NA	NA	NA
Skeeter Built Trailer w/ Tuff Coat, Channel Frame, Steel Fenders, Tandem Axle w/Brakes-Both Axles	NA	NA	NA	NA	NA	NA	S	S	S	O	S
Skeeter Built Trailer w/ Tuff Coat, Channel Frame, Steel Fenders, Single Axle w/ Disc Brakes	NA	NA	NA	NA	NA	NA	NA	NA	NA	S	NA
Steel Tuff Coat Fenders	NA	NA	NA	NA	NA	NA	S	S	S	S	NA
Torsion Axle(s)	S	S	S	S	S	S	S	S	S	S	NA
Swing-Away Tongue	S	S	S	S	S	S	S	S	S	S	NA
Tongue Step	S	S	S	S	S	S	S	S	S	S	NA
Bow Step Ladder	S	S	S	S	S	S	S	S	S	NA	NA
Quick Release Tie Downs	NA	NA	NA	NA	NA	NA	NA	NA	NA	NA	S
Fulton® Jack Stand and Winch	NA	NA	NA	NA	NA	NA	NA	NA	NA	NA	NA
Fulton® F2 Jack-Stand & Winch	S	S	S	S	S	S	S	S	NA	NA	NA
Fulton® XLT Jack-Stand & Winch	NA	NA	NA	NA	NA	NA	NA	NA	S	S	NA
Ratchet Tie Downs	S	S	S	S	S	S	S	S	S	NA	O
Backup Lights	S	S	S	S	S	S	S	S	S	O	O
Skeeter Cutouts	NA	NA	NA	NA	NA	NA	S	S	S	S	NA
Skeeter Tie Downs	NA	NA	NA	NA	NA	NA	NA	NA	NA	S	NA
Spare Tire with Carrier	S	S	S	S	S	S	S	S	S	S	NA
Custom Lighting	S	S	S	S	S	S	NA	NA	NA	NA	NA
A1411 Silver Aluminum Wheels (Packages 3,4)	NA	NA	NA	NA	NA	NA	NA	NA	NA	NA	S
A1411 Black Aluminum Wheels (Packages 1,2)	NA	NA	NA	NA	NA	NA	NA	NA	NA	NA	S
Black Aluminum Wheels	NA	NA	NA	NA	NA	NA	S	S	S	S	NA
14" Aluminum Wheels (Deduct) ea	NA	NA	O	O	NA	NA	NA	NA	NA	NA	NA
18" Aluminum Wheels	NA	NA	S	S	NA	NA	NA	NA	NA	NA	NA
14" Black Aluminum Wheels	NA	NA	NA	NA	S	S	NA	NA	NA	NA	NA
18" Black Aluminum Wheels (Exchange) ea	NA	NA	NA	NA	O	O	NA	NA	NA	NA	NA
18" Aluminum Wheels w/ Color Matched Accents	S	S	NA	NA	NA	NA	NA	NA	NA	NA	NA

S Standard Feature O Optional Feature NA Not Available

CUSTOM WHEEL OPTIONS

Skeeter offers several wheel options, so it's easy to upgrade and create a style all your own. From sporty to sophisticated—you decide.



FX Series LOW PROFILE WHEELS
18" (Turismo Wheels)

FXLE/FX ALUMINUM WHEELS
14" (A1435 Black Aluminum Wheels)



ZX ALUMINUM WHEELS
14" (A1411 Silver Aluminum Wheels)



ZX ALUMINUM WHEELS
14" (A1411 Black Aluminum Wheels)



Sleek, stylish and built to last with the functional features you need.

The Skeeter FX Series trailer features euro-step composite fenders, swing-away tongue, tandem independent torsion axles with brakes on both axles, tongue step, LED lights, precision digital wheel alignment and more.





WIN UP TO
\$3,000
 IN 2019!

Join the **SKEETER FAMILY.**

Our Real Money program sets the industry standard as a customer loyalty program – growing each year, and paying out hundreds of thousands of dollars in cash through hundreds of sanctioned tournaments at the local and state levels. Your boat is your ticket for the opportunity to win – and win big. Register for Real Money today!

What better way to spend time on the water with family or friends, connect with other Skeeter owners in your area and have the opportunity to win up to \$3,000 fishing in a sanctioned Real Money tournament? Dozens of chances to fish local tournaments could be just a short drive away. Don't miss out! Register today. Real Money Program dates are from January 1 through December 31, 2019.

**TRAILERS
 REAL MONEY**

The Next Level In Customer Rewards That Really Pays

\$3,000

FISH AND WIN a Contingency Paying Event using your 2019 Skeeter Boat powered by a 225 horsepower Yamaha engine or larger and you will be eligible for \$3,000 for a win.

\$1,000

FISH AND WIN a Contingency Paying Event using your 2019 Skeeter boat powered by a 200 horsepower Yamaha engine or a 2018 Skeeter boat powered by a 225 horsepower Yamaha engine or larger and you will be eligible for \$1,000 for a win.

\$500

FISH AND WIN a Contingency Paying Event using your Skeeter boat powered by Yamaha and you will be eligible for \$500 for a win.

HOW IT WORKS

1. **BUY** a Skeeter boat. Purchase any new or used Skeeter boat powered by a Yamaha engine from a dealer or private party.
2. **REGISTER.** Visit your local, authorized Skeeter dealer to obtain a registration form, or download at SkeeterBoats.com. **You must register each year to be eligible.** If you acquire a different Skeeter boat after you are registered, please contact Skeeter to change the serial number to your registration by calling (903) 983-5657. A \$30 registration fee per angler includes a membership card, an Official Real Money hat, Real Money boat decal, Skeeter truck decal, and patch.
3. **FISH & WIN** in a contingency-sanctioned paying event. A list of sanctioned tournaments and payouts are posted on our website. A schedule of sanctioned tournament dates is compiled in late winter, and updated periodically on our website. Schedules are subject to change without notice. Have a tournament trail you would like sanctioned? Contact your local Authorized Skeeter Dealer.
4. **GET PAID.** Payments will be made once Skeeter receives and approves "official" tournament results from you and all Rules and Conditions for applicable year have been met. To be eligible for incentive, you must register prior to participating in a contingency-sanctioned paying event.



Enter. Fish. Win.



Please visit our website at SkeeterBoats.com/Real-Money to register online, view complete details, terms and conditions, or see the most current list and schedule of sanctioned tournaments.

SKEETER OWNER'S TOURNAMENT



IT'S A FISHING FAMILY REUNION. Skeeter's 26th Annual Owner's Tournament will be held on famous Lake Fork on June 6th-9th, 2019. Join thousands of Skeeter owners from across the country, including those who run deep-v boats, for fun, fishing, food and entertainment. There's something for every member of the family! With up to **\$200,000** in cash and prizes available, the 2019 reunion will be bigger and better than ever – taking it to the next level. Please visit SkeeterBoats.com for more information and a full list of terms and conditions.



You're officially invited to

Eat. Sleep. Fish.

Chance to win up to
\$200,000
in cash and prizes!

■ BOATLOAD OF TOYS AND DRAWING

It's Christmas in June at the Skeeter Owner's Tournament! Toys are collected and donated to local children and families in need. Our goal is to load up the boat as many times as possible during the tournament. Participants will be entered into a drawing, with an additional ticket given for those who enjoy a Demo Ride.

■ A FEAST WORTH WAITING IN LINE FOR

Immediately after the weigh in on Saturday, Skeeter Boats provides hospitality and delicious BBQ for all contestants and their families. Attendees relax with a buffet full of classic BBQ fare, including world-famous "Skeeter Beans" and smoked Brisket.

■ GREAT SKEETER DUCK HUNT

The Great Skeeter Duck Hunt is a fun way to end the tournament weekend. Prizes are awarded to contestants who collect one of the fifty ducks distributed around the lake.



48 WWW.SKEETERBOATS.COM





APPAREL

OWNERS' TOURN.
APPAREL/PROS

Tell the world you love the good life.

Our full line of Skeeter apparel, headwear and gear for men, women and children is great looking and durable, just like everything with the Skeeter name. To see our full selection shop online at SkeeterBoats.com. Got a question? Please call (989) 577-5029 or send an email to orders@skeeterapparel.com.



SKEETER PROS

Will you be the next to hoist a trophy?

Skeeter anglers of all ages are competing in bass fishing tournaments, and we are proud to partner with some of the best around. From the high school level to the pros, Skeeter is involved at all levels. Skeeter, along with Yamaha Outboards, sponsors more than 20,000 events nationally through the BASS® Nation Divisionals and the BASS® Nation Championship.



BASS® AND SKEETER
The perfect association.

Skeeter is proud of its long-standing collaboration with the Bass Anglers Sportsman's Society – both being strong stewards for bass fishing globally, and providing opportunities for novice, recreational and professional anglers to take their fishing to the next level. As the official boat sponsor of BASS®, Skeeter encourages its family to support our industry by joining BASS®. We've yet to find a better fishing buddy!



Photo Credit: B.A.S.S. / Seigo Saito and Gary Tramontina.
ESPN Communications. Used with permission.



Mark Menendez

Alton Jones

Cliff Crochet

Matt Herren

Marty Robinson

Brandon Palaniuk

Cliff Pace

Chris Zaldain

Todd Faircloth

Alton Jones, Jr.

Derek Hudnall

CONNECT WITH SKEETER ONLINE FOR PRODUCTS, VIDEOS, SPECS AND MORE.



www.facebook.com/skeeterteam



www.instagram.com/skeeter_boats



www.twitter.com/SkeeterTeam



www.youtube.com/skeeterteam

WWW.SKEETERBOATS.COM

BASS 2019 CATALOG



SKEETER PRODUCTS, INC.
ONE SKEETER ROAD
KILGORE, TX 75662
(903) 984-0541
SKEETERBOATS.COM

FX, ZX and SL are trademarks of Skeeter Products, Inc. This document contains many of Skeeter's valuable trademarks. It may also contain trademarks belonging to other companies. Any references to other companies or their products are for identification purposes only, and are not intended to be an endorsement. © 2019 Skeeter Products, Inc. All rights reserved. Skeeter is pleased to participate in the Discover Boating® program which helps introduce people to the boating lifestyle and to help them find the boat that is right for them. Remember to observe all applicable boating laws. Never drink and drive. Dress properly with a USCG approved flotation device and protective gear. Visit DiscoverBoating.com to learn more. Due to Skeeter's ongoing commitment to product improvement, we reserve the right to change without notice, equipment, materials, or specifications.



SKEETER IS PROUD TO BE
A YAMAHA COMPANY.